

ASTRAZENECA PLC FUTURE (AZNF) - EUX/202411

2024/05/17 19:04:44

Price
12,354.7901 GBP

Difference  **-0.47% (-58.72)**

General attributes

Symbol	AZNF24
Exchange	Eurex
Currency	GBP
Security type	Future
Underlying	ASTRAZENECA PLC
Maturity	11-2024
Contract size	1,000

Market data

Bid (Bid size)	- GBP (-)
Ask (Ask size)	- GBP (-)
Open	12,354.7901 GBP
High	12,354.7901 GBP
Low	12,354.7901 GBP
Close (prev. day)	12,413.5052 GBP
Underlying	ASTRAZENECA PLC
Underlying price (date)	12,110.00 (24/05/17)
Settlement price (date)	12,354.79 (24/05/17)
Open Interest	0

Performance and Risk

	6m	1Y	3Y
Perf (%)	+16.94%	-	-
Perf (abs.)	+1,789.53	-	-
Beta	-	-	-
Volatility	21.96	-	-

Futures and Options

Related Futures	-
Related Options	-

5Y








Information about previous performance does not guarantee future performance.
Source: FactSet

Price data

Ø price 5 days Ø volume 5 days (pcs.)	12,453.5611 GBP (0)
Ø price 30 days Ø volume 30 days (pcs.)	11,855.8790 GBP (0)
Ø price 100 days Ø volume 100 days (pcs.)	10,999.1028 GBP (0)
Ø price 250 days Ø volume 250 days (pcs.)	- GBP (-)
YTD High date	12,635.3742 GBP (2024/05/10)
YTD Low date	9,650.9113 GBP (2024/02/12)
52 Weeks High date	- GBP (-)
52 Weeks Low date	- GBP (-)

Recent Research

on sector			
Date		Headline	Download
2024/04/26		Global Equity Ratings	
2024/04/03		Global Equity Ratings	
2024/03/13		Global Equity Ratings	
2024/02/22		Global Equity Ratings	
2024/02/14		Global Equity Ratings	