

EDP - ENERGIAS DE PORTUGAL SA FUTURE (EDPF) - EUX/202411

2024/09/13 18:35:06

Price
4.1564 EURDifference  0.87% (0.04)

General attributes

| | |
|---------------|-----------------------------|
| Symbol | EDPFX24 |
| Exchange | Eurex |
| Currency | EUR |
| Security type | Future |
| Underlying | EDP-ENERGIAS DE PORTUGAL SA |
| Maturity | 11-2024 |
| Contract size | 100 |

Market data

| | |
|-------------------------|-----------------------------|
| Bid (Bid size) | - EUR (-) |
| Ask (Ask size) | - EUR (-) |
| Open | 4.1564 EUR |
| High | 4.1564 EUR |
| Low | 4.1564 EUR |
| Close (prev. day) | 4.1206 EUR |
| Underlying | EDP-ENERGIAS DE PORTUGAL SA |
| Underlying price (date) | 4.129 (24/09/16) |
| Settlement price (date) | 4.16 (24/09/13) |
| Open Interest | 0 |

Performance and Risk

| | 6m | 1Y | 3Y |
|-------------|---------|----|----|
| Perf (%) | +17.82% | - | - |
| Perf (abs.) | +0.63 | - | - |
| Beta | - | - | - |
| Volatility | 24.56 | - | - |

Futures and Options

| | |
|-----------------|---|
| Related Futures | - |
| Related Options | - |











5Y

Information about previous performance does not guarantee future performance.
Source: FactSet

Price data

| | |
|---|-------------------------|
| Ø price 5 days Ø volume 5 days (pcs.) | 4.1232 EUR (0) |
| Ø price 30 days Ø volume 30 days (pcs.) | 3.8520 EUR (0) |
| Ø price 100 days Ø volume 100 days (pcs.) | 3.7625 EUR (0) |
| Ø price 250 days Ø volume 250 days (pcs.) | - EUR (-) |
| YTD High date | 4.5375 EUR (2024/01/09) |
| YTD Low date | 3.3519 EUR (2024/03/21) |
| 52 Weeks High date | - EUR (-) |
| 52 Weeks Low date | - EUR (-) |

Recent Research

| on underlying on sector on market | | | |
|---------------------------------------|---|-----------------------|---|
| Date | | Headline | Download |
| 2022/12/19 |  | Global Equity Ratings |  |
| 2022/11/28 |  | Global Equity Ratings |  |
| 2022/11/18 |  | Global Equity Ratings |  |
| 2022/10/31 |  | Global Equity Ratings |  |
| 2022/10/05 |  | Global Equity Ratings |  |