

EDP - ENERGIAS DE PORTUGAL SA FUTURE (EDPF) - EUX/202411

2024/07/26 18:35:10

Price
3.8229 EURDifference  1.22% (0.05)

General attributes

Symbol	EDPF24
Exchange	Eurex
Currency	EUR
Security type	Future
Underlying	EDP-ENERGIAS DE PORTUGAL SA
Maturity	11-2024
Contract size	100

Market data

Bid (Bid size)	- EUR (-)
Ask (Ask size)	- EUR (-)
Open	3.8229 EUR
High	3.8229 EUR
Low	3.8229 EUR
Close (prev. day)	3.7767 EUR
Underlying	EDP-ENERGIAS DE PORTUGAL SA
Underlying price (date)	3.776 (24/07/26)
Settlement price (date)	3.82 (24/07/26)
Open Interest	0

Performance and Risk

	6m	1Y	3Y
Perf (%)	-4.26%	-	-
Perf (abs.)	-0.17	-	-
Beta	-	-	-
Volatility	25.87	-	-

Futures and Options










Related Futures	-
Related Options	-



Price data

Ø price 5 days Ø volume 5 days (pcs.)	3.7642 EUR (0)
Ø price 30 days Ø volume 30 days (pcs.)	3.6644 EUR (0)
Ø price 100 days Ø volume 100 days (pcs.)	3.6336 EUR (0)
Ø price 250 days Ø volume 250 days (pcs.)	- EUR (-)
YTD High date	4.5375 EUR (2024/01/09)
YTD Low date	3.3519 EUR (2024/03/21)
52 Weeks High date	- EUR (-)
52 Weeks Low date	- EUR (-)

Recent Research

on underlying	on sector	on market		
Date			Headline	Download
2022/12/19			Global Equity Ratings	
2022/11/28			Global Equity Ratings	
2022/11/18			Global Equity Ratings	
2022/10/31			Global Equity Ratings	
2022/10/05			Global Equity Ratings	