

## EDP - ENERGIAS DE PORTUGAL SA FUTURE (EDPF) - EUX/202411

2024/07/26 18:35:10

Price  
3.8229 EURDifference  1.22% (0.05)

## General attributes

Symbol	EDPF24
Exchange	Eurex
Currency	EUR
Security type	Future
Underlying	EDP-ENERGIAS DE PORTUGAL SA
Maturity	11-2024
Contract size	100

## Market data

Bid (Bid size)	- EUR (-)
Ask (Ask size)	- EUR (-)
Open	3.8229 EUR
High	3.8229 EUR
Low	3.8229 EUR
Close (prev. day)	3.7767 EUR
Underlying	EDP-ENERGIAS DE PORTUGAL SA
Underlying price (date)	3.776 (24/07/26)
Settlement price (date)	3.82 (24/07/26)
Open Interest	0

## Performance and Risk

	6m	1Y	3Y
Perf (%)	-4.26%	-	-
Perf (abs.)	-0.17	-	-
Beta	-	-	-
Volatility	25.87	-	-

## Futures and Options

Related Futures	-
Related Options	-













Information about previous performance does not guarantee future performance.  
Source: FactSet

## Price data

Ø price 5 days   Ø volume 5 days (pcs.)	3.7642 EUR (0)
Ø price 30 days   Ø volume 30 days (pcs.)	3.6644 EUR (0)
Ø price 100 days   Ø volume 100 days (pcs.)	3.6336 EUR (0)
Ø price 250 days   Ø volume 250 days (pcs.)	- EUR (-)
YTD High   date	4.5375 EUR (2024/01/09)
YTD Low   date	3.3519 EUR (2024/03/21)
52 Weeks High   date	- EUR (-)
52 Weeks Low   date	- EUR (-)

## Recent Research

on underlying	on sector	on market	
Date		Headline	Download
2022/12/19		Global Equity Ratings	
2022/11/28		Global Equity Ratings	
2022/11/18		Global Equity Ratings	
2022/10/31		Global Equity Ratings	
2022/10/05		Global Equity Ratings	

5Y