

ELISA OYJ FUTURE (EIAG) - EUX/202411

2024/06/25 19:05:22

Price
42.4752 EUR

Difference  -0.20% (-0.09)

General attributes

Symbol	EIAGX24
Exchange	Eurex
Currency	EUR
Security type	Future
Underlying	ELISA OYJ CLASS A
Maturity	11-2024
Contract size	100

Market data

Bid (Bid size)	- EUR (-)
Ask (Ask size)	- EUR (-)
Open	42.4752 EUR
High	42.4752 EUR
Low	42.4752 EUR
Close (prev. day)	42.5612 EUR
Underlying	ELISA OYJ CLASS A
Underlying price (date)	42.78 (24/06/25)
Settlement price (date)	42.48 (24/06/25)
Open Interest	0

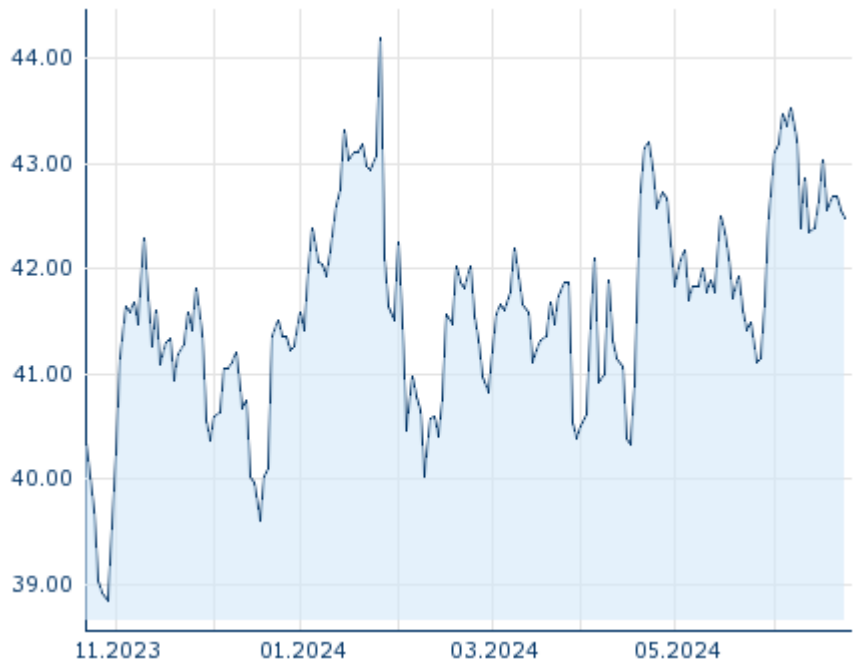
Performance and Risk

	6m	1Y	3Y
Perf (%)	+2.70%	-	-
Perf (abs.)	+1.12	-	-
Beta	-	-	-
Volatility	18.29	-	-

Futures and Options

Related Futures	-
Related Options	-

5Y












Information about previous performance does not guarantee future performance.
Source: FactSet

Price data

Ø price 5 days Ø volume 5 days (pcs.)	42.5906 EUR (0)
Ø price 30 days Ø volume 30 days (pcs.)	42.3872 EUR (0)
Ø price 100 days Ø volume 100 days (pcs.)	41.7622 EUR (0)
Ø price 250 days Ø volume 250 days (pcs.)	- EUR (-)
YTD High date	44.1910 EUR (2024/01/26)
YTD Low date	40.0147 EUR (2024/02/09)
52 Weeks High date	- EUR (-)
52 Weeks Low date	- EUR (-)

Recent Research

on sector		on market	
Date		Headline	Download
2024/06/21		Global Equity Ratings	
2024/06/14		Global Equity Ratings	
2024/05/29		Global Equity Ratings	
2024/04/26		Global Equity Ratings	
2024/04/03		Global Equity Ratings	