

CISCO SYSTEMS INC. FUTURE (CSCF) - EUX/202411

2024/05/20 19:00:23

Price
47.92 USD

Difference  -1.68% (-0.82)

General attributes

Symbol	CSCFX24
Exchange	Eurex
Currency	USD
Security type	Future
Underlying	CISCO SYSTEMS INC
Maturity	11-2024
Contract size	100

Market data

Bid (Bid size)	- USD (-)
Ask (Ask size)	- USD (-)
Open	47.92 USD
High	47.92 USD
Low	47.92 USD
Close (prev. day)	48.7366 USD
Underlying	CISCO SYSTEMS INC
Underlying price (date)	47.13 (24/05/20)
Settlement price (date)	47.92 (24/05/20)
Open Interest	0

Performance and Risk

	6m	1Y	3Y
Perf (%)	-1.00%	-	-
Perf (abs.)	-0.49	-	-
Beta	-	-	-
Volatility	15.01	-	-

Futures and Options

Related Futures	-
Related Options	-

5Y











Information about previous performance does not guarantee future performance.
Source: FactSet

Price data

Ø price 5 days Ø volume 5 days (pcs.)	49.20 USD (0)
Ø price 30 days Ø volume 30 days (pcs.)	48.83 USD (0)
Ø price 100 days Ø volume 100 days (pcs.)	50.13 USD (0)
Ø price 250 days Ø volume 250 days (pcs.)	- USD (-)
YTD High date	53.46 USD (2024/01/25)
YTD Low date	47.31 USD (2024/05/02)
52 Weeks High date	- USD (-)
52 Weeks Low date	- USD (-)

Recent Research

on underlying on sector on market			
Date		Headline	Download
2024/04/26		Global Equity Ratings	
2024/04/03		Global Equity Ratings	
2024/03/13		Global Equity Ratings	
2024/02/22		Global Equity Ratings	
2024/02/14		Global Equity Ratings	