

NORDEX SE FUTURE (NDXF) - EUX/202411

2024/06/21 19:17:30

Price
12.4291 EUR

Difference  **-2.72% (-0.35)**

General attributes

Symbol	NDXFX24
Exchange	Eurex
Currency	EUR
Security type	Future
Underlying	NORDEX SE
Maturity	11-2024
Contract size	100

Market data

Bid (Bid size)	- EUR (-)
Ask (Ask size)	- EUR (-)
Open	12.4291 EUR
High	12.4291 EUR
Low	12.4291 EUR
Close (prev. day)	12.776 EUR
Underlying	NORDEX SE
Underlying price (date)	12.23 (24/06/21)
Settlement price (date)	12.43 (24/06/21)
Open Interest	0

Performance and Risk

	6m	1Y	3Y
Perf (%)	+22.84%	-	-
Perf (abs.)	+2.31	-	-
Beta	-	-	-
Volatility	41.63	-	-

Futures and Options

Related Futures	-
Related Options	-

5Y











Information about previous performance does not guarantee future performance.
Source: FactSet

Price data

Ø price 5 days Ø volume 5 days (pcs.)	12.5981 EUR (0)
Ø price 30 days Ø volume 30 days (pcs.)	14.0794 EUR (0)
Ø price 100 days Ø volume 100 days (pcs.)	12.5793 EUR (0)
Ø price 250 days Ø volume 250 days (pcs.)	- EUR (-)
YTD High date	15.4162 EUR (2024/05/14)
YTD Low date	9.2587 EUR (2024/01/22)
52 Weeks High date	- EUR (-)
52 Weeks Low date	- EUR (-)

Recent Research

on sector		on market	
Date		Headline	Download
2024/06/21		Global Equity Ratings	
2024/06/14		Global Equity Ratings	
2024/05/29		Global Equity Ratings	
2024/04/26		Global Equity Ratings	
2024/04/03		Global Equity Ratings	