

# ADECCO S.A. FUTURE (ADEF) - EUX/202411

2024/08/15 18:47:37

Price  
**28.477** CHF

Difference  1.14% (0.32)

### General attributes

Symbol	ADEFX24
Exchange	Eurex
Currency	CHF
Security type	Future
Underlying	ADECCO GROUP AG
Maturity	11-2024
Contract size	100

### Market data

Bid (Bid size)	- CHF (-)
Ask (Ask size)	- CHF (-)
Open	28.477 CHF
High	28.477 CHF
Low	28.477 CHF
Close (prev. day)	28.1554 CHF
Underlying	ADECCO GROUP AG
Underlying price (date)	28.30 (24/08/16)
Settlement price (date)	28.48 (24/08/15)
Open Interest	0

### Performance and Risk

	6m	1Y	3Y
Perf (%)	-20.23%	-	-
Perf (abs.)	-7.22	-	-
Beta	-	-	-
Volatility	26.68	-	-

### Futures and Options

Related Futures	-
Related Options	-

5Y











Information about previous performance does not guarantee future performance.  
Source: FactSet

### Price data

Ø price 5 days   Ø volume 5 days (pcs.)	28.281 CHF (0)
Ø price 30 days   Ø volume 30 days (pcs.)	29.568 CHF (0)
Ø price 100 days   Ø volume 100 days (pcs.)	31.962 CHF (0)
Ø price 250 days   Ø volume 250 days (pcs.)	- CHF (-)
YTD High   date	40.304 CHF (2024/01/02)
YTD Low   date	27.901 CHF (2024/08/05)
52 Weeks High   date	- CHF (-)
52 Weeks Low   date	- CHF (-)

### Recent Research

on sector		on market	
Date		Headline	Download
2024/08/12		Global Equity Ratings	
2024/07/24		Global Equity Ratings	
2024/07/12		Global Equity Ratings	
2024/06/21		Global Equity Ratings	
2024/06/14		Global Equity Ratings	