

AT & T INC. FUTURE (TFFF) - EUX/202411

2024/09/17 18:46:17

Price
21.8077 USD

Difference  **-1.11% (-0.25)**

General attributes

Symbol	TFFF24
Exchange	Eurex
Currency	USD
Security type	Future
Underlying	AT&T INC.
Maturity	11-2024
Contract size	100

Market data

Bid (Bid size)	- USD (-)
Ask (Ask size)	- USD (-)
Open	21.8077 USD
High	21.8077 USD
Low	21.8077 USD
Close (prev. day)	22.0529 USD
Underlying	AT&T INC.
Underlying price (date)	21.855 (24/09/18)
Settlement price (date)	21.81 (24/09/17)
Open Interest	0

Performance and Risk

	6m	1Y	3Y
Perf (%)	+29.78%	-	-
Perf (abs.)	+5.00	-	-
Beta	-	-	-
Volatility	18.34	-	-

Futures and Options

Related Futures	-
Related Options	-

5Y







Information about previous performance does not guarantee future performance.
Source: FactSet

Price data

Ø price 5 days Ø volume 5 days (pcs.)	21.5988 USD (0)
Ø price 30 days Ø volume 30 days (pcs.)	20.1276 USD (0)
Ø price 100 days Ø volume 100 days (pcs.)	18.7137 USD (0)
Ø price 250 days Ø volume 250 days (pcs.)	- USD (-)
YTD High date	22.0529 USD (2024/09/16)
YTD Low date	16.0016 USD (2024/04/16)
52 Weeks High date	- USD (-)
52 Weeks Low date	- USD (-)

Recent Research

on underlying	on sector	on market	
Date		Headline	Download
2024/09/11		Global Equity Ratings	
2024/09/05		Global Equity Ratings	
2024/08/12		Global Equity Ratings	
2024/07/24		Global Equity Ratings	
2024/07/12		Global Equity Ratings	