

L'OREAL FUTURE (LORF) - EUX/202411

2024/07/26 18:35:32

Price
403.7507 EURDifference  1.63% (6.49)

General attributes

Symbol	LORFX24
Exchange	Eurex
Currency	EUR
Security type	Future
Underlying	L'OREAL S.A.
Maturity	11-2024
Contract size	100

Market data

Bid (Bid size)	- EUR (-)
Ask (Ask size)	- EUR (-)
Open	403.7507 EUR
High	403.7507 EUR
Low	403.7507 EUR
Close (prev. day)	397.264 EUR
Underlying	L'OREAL S.A.
Underlying price (date)	398.80 (24/07/26)
Settlement price (date)	403.75 (24/07/26)
Open Interest	605

Performance and Risk

	6m	1Y	3Y
Perf (%)	-10.82%	-	-
Perf (abs.)	-48.97	-	-
Beta	-	-	-
Volatility	21.27	-	-

Futures and Options

Related Futures	-
Related Options	-

5Y











Information about previous performance does not guarantee future performance.
Source: FactSet

Price data

Ø price 5 days Ø volume 5 days (pcs.)	405.7535 EUR (15)
Ø price 30 days Ø volume 30 days (pcs.)	421.0688 EUR (36)
Ø price 100 days Ø volume 100 days (pcs.)	439.4851 EUR (11)
Ø price 250 days Ø volume 250 days (pcs.)	- EUR (-)
YTD High date	465.8500 EUR (2024/05/14)
YTD Low date	397.2640 EUR (2024/07/25)
52 Weeks High date	- EUR (-)
52 Weeks Low date	- EUR (-)

Recent Research

on underlying on sector on market			
Date		Headline	Download
2024/07/24		Global Equity Ratings	
2024/07/12		Global Equity Ratings	
2024/06/21		Global Equity Ratings	
2024/06/14		Global Equity Ratings	
2024/05/29		Global Equity Ratings	