

## L'OREAL FUTURE (LORF) - EUX/202411

2024/07/26 18:35:32

Price  
**403.7507** EURDifference  1.63% (6.49)

## General attributes

|               |              |
|---------------|--------------|
| Symbol        | LORFX24      |
| Exchange      | Eurex        |
| Currency      | EUR          |
| Security type | Future       |
| Underlying    | L'OREAL S.A. |
| Maturity      | 11-2024      |
| Contract size | 100          |

## Market data

|                         |                   |
|-------------------------|-------------------|
| Bid (Bid size)          | - EUR (-)         |
| Ask (Ask size)          | - EUR (-)         |
| Open                    | 403.7507 EUR      |
| High                    | 403.7507 EUR      |
| Low                     | 403.7507 EUR      |
| Close (prev. day)       | 397.264 EUR       |
| Underlying              | L'OREAL S.A.      |
| Underlying price (date) | 398.80 (24/07/26) |
| Settlement price (date) | 403.75 (24/07/26) |
| Open Interest           | 605               |

## Performance and Risk

|             | 6m      | 1Y | 3Y |
|-------------|---------|----|----|
| Perf (%)    | -10.82% | -  | -  |
| Perf (abs.) | -48.97  | -  | -  |
| Beta        | -       | -  | -  |
| Volatility  | 21.27   | -  | -  |

## Futures and Options

|                 |   |
|-----------------|---|
| Related Futures | - |
| Related Options | - |

5Y













Information about previous performance does not guarantee future performance.  
Source: FactSet

## Price data

|   |                           |
|---|---------------------------|
| Ø price 5 days   Ø volume 5 days (pcs.)     | 405.7535 EUR (15)         |
| Ø price 30 days   Ø volume 30 days (pcs.)   | 421.0688 EUR (36)         |
| Ø price 100 days   Ø volume 100 days (pcs.) | 439.4851 EUR (11)         |
| Ø price 250 days   Ø volume 250 days (pcs.) | - EUR (-)                 |
| YTD High   date                             | 465.8500 EUR (2024/05/14) |
| YTD Low   date                              | 397.2640 EUR (2024/07/25) |
| 52 Weeks High   date                        | - EUR (-)                 |
| 52 Weeks Low   date                         | - EUR (-)                 |

## Recent Research

| on underlying   on sector   on market |   |                       |   |
|---------------------------------------|---|-----------------------|---|
| Date                                  |   | Headline              | Download  |
| 2024/07/24                            |  | Global Equity Ratings |  |
| 2024/07/12                            |  | Global Equity Ratings |  |
| 2024/06/21                            |  | Global Equity Ratings |  |
| 2024/06/14                            |  | Global Equity Ratings |  |
| 2024/05/29                            |  | Global Equity Ratings |  |