

# THALES S.A. FUTURE (CSFF) - EUX/202411

2024/07/16 18:50:07

**Price**  
**154.663** EUR  
**Difference**  **-0.43% (-0.68)**

General attributes	
Symbol	CSFFX24
Exchange	Eurex
Currency	EUR
Security type	Future
Underlying	THALES S.A.
Maturity	11-2024
Contract size	100

Market data	
Bid (Bid size)	- EUR (-)
Ask (Ask size)	- EUR (-)
Open	154.663 EUR
High	154.663 EUR
Low	154.663 EUR
Close (prev. day)	155.3387 EUR
Underlying	THALES S.A.
Underlying price (date)	150.90 (24/07/17)
Settlement price (date)	154.66 (24/07/16)
Open Interest	0

Performance and Risk			
	6m	1Y	3Y
Perf (%)	+9.62%	-	-
Perf (abs.)	+13.57	-	-
Beta	-	-	-
Volatility	27.22	-	-

Futures and Options	
Related Futures	-
Related Options	-







5Y



Information about previous performance does not guarantee future performance.  
 Source: FactSet

Price data	
Ø price 5 days   Ø volume 5 days (pcs.)	155.640 EUR (0)
Ø price 30 days   Ø volume 30 days (pcs.)	159.298 EUR (0)
Ø price 100 days   Ø volume 100 days (pcs.)	158.483 EUR (0)
Ø price 250 days   Ø volume 250 days (pcs.)	- EUR (-)
YTD High   date	175.979 EUR (2024/06/07)
YTD Low   date	134.221 EUR (2024/02/13)
52 Weeks High   date	- EUR (-)
52 Weeks Low   date	- EUR (-)

**Recent Research**

on sector		on market	
Date		Headline	Download
2024/07/12		Global Equity Ratings	
2024/06/21		Global Equity Ratings	
2024/06/14		Global Equity Ratings	
2024/05/29		Global Equity Ratings	
2024/04/26		Global Equity Ratings	