

FERRARI N.V. FUTURE (RACF) - EUX/202411

2024/09/18 18:41:20

Price
414.1718 EUR

Difference  -1.75% (-7.39)

General attributes

Symbol	RACFX24
Exchange	Eurex
Currency	EUR
Security type	Future
Underlying	FERRARI N.V.
Maturity	11-2024
Contract size	1,000

Market data

Bid (Bid size)	- EUR (-)
Ask (Ask size)	- EUR (-)
Open	414.1718 EUR
High	414.1718 EUR
Low	414.1718 EUR
Close (prev. day)	421.5594 EUR
Underlying	FERRARI N.V.
Underlying price (date)	411.70 (24/09/18)
Settlement price (date)	414.17 (24/09/18)
Open Interest	0

Performance and Risk

	6m	1Y	3Y
Perf (%)	+6.36%	-	-
Perf (abs.)	+25.20	-	-
Beta	-	-	-
Volatility	21.33	-	-

Futures and Options

Related Futures	-
Related Options	-

5Y












Information about previous performance does not guarantee future performance.
Source: FactSet

Price data

Ø price 5 days Ø volume 5 days (pcs.)	424.7595 EUR (0)
Ø price 30 days Ø volume 30 days (pcs.)	424.8369 EUR (0)
Ø price 100 days Ø volume 100 days (pcs.)	401.8034 EUR (0)
Ø price 250 days Ø volume 250 days (pcs.)	- EUR (-)
YTD High date	450.7692 EUR (2024/08/30)
YTD Low date	313.5222 EUR (2024/01/23)
52 Weeks High date	- EUR (-)
52 Weeks Low date	- EUR (-)

Recent Research

on sector		on market	
Date		Headline	Download
2024/09/17		GEVORKYAN Podniková analýza	
2024/09/11		Global Equity Ratings	
2024/09/09		GEVORKYAN Podniková analýza	
2024/09/05		Global Equity Ratings	
2024/08/12		Global Equity Ratings	