

CIE FINANCIÈRE RICHEMONT AG FUTURE (CFRL) - EUX/C13

2024/10/18 19:07:05

Price
126.3504 CHFDifference  0.72% (0.91)

General attributes

Symbol	CFRLC13
Exchange	Eurex
Currency	CHF
Security type	Future
Underlying	COMPAGNIE FINANCIERE RICHEMONT SA
Maturity	12-2025
Contract size	100

Market data

Bid (Bid size)	- CHF (-)
Ask (Ask size)	- CHF (-)
Open	126.3504 CHF
High	126.3504 CHF
Low	126.3504 CHF
Close (prev. day)	125.444 CHF
Underlying	COMPAGNIE FINANCIERE RICHEMONT SA
Underlying price (date)	127.45 (24/10/18)
Settlement price (date)	126.46 (24/10/18)
Open Interest	0

Performance and Risk

	6m	1Y	3Y
Perf (%)	-1.33%	+20.64%	-
Perf (abs.)	-1.70	+21.62	-
Beta	-	-	-
Volatility	36.95	33.31	-

Futures and Options

Related Futures	-
Related Options	-










Information about previous performance does not guarantee future performance.
Source: FactSet

Price data

Ø price 5 days Ø volume 5 days (pcs.)	126.8162 CHF (0)
Ø price 30 days Ø volume 30 days (pcs.)	123.7873 CHF (0)
Ø price 100 days Ø volume 100 days (pcs.)	128.5947 CHF (0)
Ø price 250 days Ø volume 250 days (pcs.)	125.7010 CHF (0)
YTD High date	147.9425 CHF (2024/03/14)
YTD Low date	104.5782 CHF (2024/01/17)
52 Weeks High date	147.9425 CHF (2024/03/14)
52 Weeks Low date	104.0048 CHF (2023/10/27)

Recent Research

on underlying	on sector	on market	
Date		Headline	Download
2024/09/27		Global Equity Ratings	
2024/09/11		Global Equity Ratings	
2024/09/05		Global Equity Ratings	
2024/08/12		Global Equity Ratings	
2024/07/24		Global Equity Ratings	