

CIE FINANCIÈRE RICHEMONT AG FUTURE (CFRL) - EUX/C13

2024/07/16 18:50:04

Price
137.7449 CHFDifference  0.95% (1.30)

General attributes

Symbol	CFRLC13
Exchange	Eurex
Currency	CHF
Security type	Future
Underlying	COMPAGNIE FINANCIERE RICHEMONT SA
Maturity	07-2025
Contract size	100

Market data

Bid (Bid size)	- CHF (-)
Ask (Ask size)	- CHF (-)
Open	137.7449 CHF
High	137.7449 CHF
Low	137.7449 CHF
Close (prev. day)	136.4486 CHF
Underlying	COMPAGNIE FINANCIERE RICHEMONT SA
Underlying price (date)	136.65 (24/07/17)
Settlement price (date)	137.74 (24/07/16)
Open Interest	0

Performance and Risk

	6m	1Y	3Y
Perf (%)	+28.52%	-	-
Perf (abs.)	+30.57	-	-
Beta	-	-	-
Volatility	36.66	-	-

Futures and Options










Related Futures	-
Related Options	-



Price data

Ø price 5 days Ø volume 5 days (pcs.)	138.8936 CHF (0)
Ø price 30 days Ø volume 30 days (pcs.)	139.7442 CHF (0)
Ø price 100 days Ø volume 100 days (pcs.)	136.4813 CHF (0)
Ø price 250 days Ø volume 250 days (pcs.)	- CHF (-)
YTD High date	147.9425 CHF (2024/03/14)
YTD Low date	104.5782 CHF (2024/01/17)
52 Weeks High date	- CHF (-)
52 Weeks Low date	- CHF (-)

Recent Research

on underlying	on sector	on market		
Date			Headline	Download
2024/07/12			Global Equity Ratings	
2024/06/21			Global Equity Ratings	
2024/06/14			Global Equity Ratings	
2024/05/29			Global Equity Ratings	
2024/04/26			Global Equity Ratings	