

CIE FINANCIÈRE RICHEMONT AG FUTURE (CFRL) - EUX/C13

2024/04/30 18:39:03

Price
127.5769 CHFDifference  -1.39% (-1.80)

General attributes

Symbol	CFRLC13
Exchange	Eurex
Currency	CHF
Security type	Future
Underlying	COMPAGNIE FINANCIERE RICHEMONT SA
Maturity	05-2025
Contract size	100

Market data

Bid (Bid size)	- CHF (-)
Ask (Ask size)	- CHF (-)
Open	127.5769 CHF
High	127.5769 CHF
Low	127.5769 CHF
Close (prev. day)	129.376 CHF
Underlying	COMPAGNIE FINANCIERE RICHEMONT SA
Underlying price (date)	134.70 (24/05/13)
Settlement price (date)	135.26 (24/05/10)
Open Interest	0

Performance and Risk

	6m	1Y	3Y
Perf (%)	+22.29%	-	-
Perf (abs.)	+23.25	-	-
Beta	-	-	-
Volatility	30.80	-	-

Futures and Options

Related Futures	-
Related Options	-












Information about previous performance does not guarantee future performance.
Source: FactSet

Price data

Ø price 5 days Ø volume 5 days (pcs.)	128.5814 CHF (0)
Ø price 30 days Ø volume 30 days (pcs.)	132.5201 CHF (0)
Ø price 100 days Ø volume 100 days (pcs.)	127.9475 CHF (0)
Ø price 250 days Ø volume 250 days (pcs.)	- CHF (-)
YTD High date	147.9425 CHF (2024/03/14)
YTD Low date	104.5782 CHF (2024/01/17)
52 Weeks High date	- CHF (-)
52 Weeks Low date	- CHF (-)

Recent Research

on underlying	on sector	on market	
Date		Headline	Download
2024/04/26		Global Equity Ratings	
2024/04/03		Global Equity Ratings	
2024/03/13		Global Equity Ratings	
2024/02/22		Global Equity Ratings	
2024/02/14		Global Equity Ratings	