

CIE FINANCIÈRE RICHEMONT AG FUTURE (CFRL) - EUX/C10

2024/08/16 19:01:13

Price
131.6187 CHFDifference  -0.35% (-0.46)

General attributes

Symbol	CFRLC10
Exchange	Eurex
Currency	CHF
Security type	Future
Underlying	COMPAGNIE FINANCIERE RICHEMONT SA
Maturity	06-2025
Contract size	100

Market data

Bid (Bid size)	- CHF (-)
Ask (Ask size)	- CHF (-)
Open	131.6187 CHF
High	131.6187 CHF
Low	131.6187 CHF
Close (prev. day)	132.0789 CHF
Underlying	COMPAGNIE FINANCIERE RICHEMONT SA
Underlying price (date)	132.65 (24/08/16)
Settlement price (date)	131.70 (24/08/16)
Open Interest	0

Performance and Risk

	6m	1Y	3Y
Perf (%)	-2.57%	-	-
Perf (abs.)	-3.49	-	-
Beta	-	-	-
Volatility	32.16	-	-

Futures and Options

Related Futures	-
Related Options	-

5Y












Information about previous performance does not guarantee future performance.
Source: FactSet

Price data

Ø price 5 days Ø volume 5 days (pcs.)	128.1721 CHF (0)
Ø price 30 days Ø volume 30 days (pcs.)	131.0835 CHF (0)
Ø price 100 days Ø volume 100 days (pcs.)	131.9055 CHF (0)
Ø price 250 days Ø volume 250 days (pcs.)	- CHF (-)
YTD High date	147.5205 CHF (2024/03/14)
YTD Low date	104.2509 CHF (2024/01/17)
52 Weeks High date	- CHF (-)
52 Weeks Low date	- CHF (-)

Recent Research

on underlying	on sector	on market	
Date		Headline	Download
2024/08/12		Global Equity Ratings	
2024/07/24		Global Equity Ratings	
2024/07/12		Global Equity Ratings	
2024/06/21		Global Equity Ratings	
2024/06/14		Global Equity Ratings	