

## CIE FINANCIÈRE RICHEMONT AG FUTURE (CFRL) - EUX/C10

2024/07/16 18:50:04

Price  
**137.4475** CHFDifference  0.96% (1.30)

## General attributes

Symbol	CFRLC10
Exchange	Eurex
Currency	CHF
Security type	Future
Underlying	COMPAGNIE FINANCIERE RICHEMONT SA
Maturity	04-2025
Contract size	100

## Market data

Bid (Bid size)	- CHF (-)
Ask (Ask size)	- CHF (-)
Open	137.4475 CHF
High	137.4475 CHF
Low	137.4475 CHF
Close (prev. day)	136.1448 CHF
Underlying	COMPAGNIE FINANCIERE RICHEMONT SA
Underlying price (date)	135.55 (24/07/17)
Settlement price (date)	137.45 (24/07/16)
Open Interest	0

## Performance and Risk

	6m	1Y	3Y
Perf (%)	+28.62%	-	-
Perf (abs.)	+30.58	-	-
Beta	-	-	-
Volatility	36.19	-	-

## Futures and Options

Related Futures	-
Related Options	-

5Y












Information about previous performance does not guarantee future performance.  
Source: FactSet

## Price data

Ø price 5 days   Ø volume 5 days (pcs.)	138.5882 CHF (0)
Ø price 30 days   Ø volume 30 days (pcs.)	139.3947 CHF (0)
Ø price 100 days   Ø volume 100 days (pcs.)	136.1579 CHF (0)
Ø price 250 days   Ø volume 250 days (pcs.)	- CHF (-)
YTD High   date	147.5205 CHF (2024/03/14)
YTD Low   date	104.2509 CHF (2024/01/17)
52 Weeks High   date	- CHF (-)
52 Weeks Low   date	- CHF (-)

## Recent Research

on underlying	on sector	on market	
Date		Headline	Download
2024/07/12		Global Equity Ratings	
2024/06/21		Global Equity Ratings	
2024/06/14		Global Equity Ratings	
2024/05/29		Global Equity Ratings	
2024/04/26		Global Equity Ratings	