

CIE FINANCIÈRE RICHEMONT AG FUTURE (CFRL) - EUX/C1

2024/07/19 18:59:56

Price
133.20 CHF

Difference  **-1.23% (-1.65)**

General attributes

Symbol	CFRLC1
Exchange	Eurex
Currency	CHF
Security type	Future
Underlying	COMPAGNIE FINANCIERE RICHEMONT SA
Maturity	08-2024
Contract size	100

Market data

Bid (Bid size)	- CHF (-)
Ask (Ask size)	- CHF (-)
Open	133.20 CHF
High	133.20 CHF
Low	133.20 CHF
Close (prev. day)	134.8546 CHF
Underlying	COMPAGNIE FINANCIERE RICHEMONT SA
Underlying price (date)	133.20 (24/07/19)
Settlement price (date)	133.33 (24/07/19)
Open Interest	275

Performance and Risk

	6m	1Y	3Y
Perf (%)	+14.43%	-	-
Perf (abs.)	+16.80	-	-
Beta	-	-	-
Volatility	31.36	-	-

Futures and Options

Related Futures	-
Related Options	-







5Y

Information about previous performance does not guarantee future performance.
Source: FactSet

Price data

Ø price 5 days Ø volume 5 days (pcs.)	135.95 CHF (0)
Ø price 30 days Ø volume 30 days (pcs.)	138.70 CHF (0)
Ø price 100 days Ø volume 100 days (pcs.)	136.83 CHF (10)
Ø price 250 days Ø volume 250 days (pcs.)	- CHF (-)
YTD High date	148.21 CHF (2024/03/14)
YTD Low date	105.41 CHF (2024/01/17)
52 Weeks High date	- CHF (-)
52 Weeks Low date	- CHF (-)

Recent Research

on underlying	on sector	on market	
Date		Headline	Download
2024/07/12		Global Equity Ratings	
2024/06/21		Global Equity Ratings	
2024/06/14		Global Equity Ratings	
2024/05/29		Global Equity Ratings	
2024/04/26		Global Equity Ratings	