

CIE FINANCIÈRE RICHEMONT AG FUTURE (CFRL) - EUX/202512

2024/07/16 18:50:04

Price
136.0592 CHF

Difference  0.96% (1.30)

General attributes

Symbol	CFRLZ25
Exchange	Eurex
Currency	CHF
Security type	Future
Underlying	COMPAGNIE FINANCIERE RICHEMONT SA
Maturity	12-2025
Contract size	100

Market data

Bid (Bid size)	- CHF (-)
Ask (Ask size)	- CHF (-)
Open	136.0592 CHF
High	136.0592 CHF
Low	136.0592 CHF
Close (prev. day)	134.764 CHF
Underlying	COMPAGNIE FINANCIERE RICHEMONT SA
Underlying price (date)	136.25 (24/07/17)
Settlement price (date)	136.06 (24/07/16)
Open Interest	0

Performance and Risk

	6m	1Y	3Y
Perf (%)	+27.93%	-	-
Perf (abs.)	+29.70	-	-
Beta	-	-	-
Volatility	28.17	-	-

Futures and Options











Related Futures	-
Related Options	-



Price data

Ø price 5 days Ø volume 5 days (pcs.)	137.5710 CHF (0)
Ø price 30 days Ø volume 30 days (pcs.)	140.3467 CHF (0)
Ø price 100 days Ø volume 100 days (pcs.)	137.2480 CHF (0)
Ø price 250 days Ø volume 250 days (pcs.)	- CHF (-)
YTD High date	148.8388 CHF (2024/06/07)
YTD Low date	103.7895 CHF (2024/01/17)
52 Weeks High date	- CHF (-)
52 Weeks Low date	- CHF (-)

Recent Research

on underlying	on sector	on market	
Date		Headline	Download
2024/07/12		Global Equity Ratings	
2024/06/21		Global Equity Ratings	
2024/06/14		Global Equity Ratings	
2024/05/29		Global Equity Ratings	
2024/04/26		Global Equity Ratings	

5Y