

CIE FINANCIÈRE RICHEMONT AG FUTURE (CFRL) - EUX/202410

2024/07/18 18:33:42

Price
133.2308 CHFDifference  -1.04% (-1.41)

General attributes

Symbol	CFRLV24
Exchange	Eurex
Currency	CHF
Security type	Future
Underlying	COMPAGNIE FINANCIERE RICHEMONT SA
Maturity	10-2024
Contract size	100

Market data

Bid (Bid size)	- CHF (-)
Ask (Ask size)	- CHF (-)
Open	133.2308 CHF
High	133.2308 CHF
Low	133.2308 CHF
Close (prev. day)	134.6358 CHF
Underlying	COMPAGNIE FINANCIERE RICHEMONT SA
Underlying price (date)	134.85 (24/07/18)
Settlement price (date)	133.23 (24/07/18)
Open Interest	0

Performance and Risk

	6m	1Y	3Y
Perf (%)	+15.53%	-	-
Perf (abs.)	+17.91	-	-
Beta	-	-	-
Volatility	23.94	-	-

Futures and Options

Related Futures	-
Related Options	-










Information about previous performance does not guarantee future performance.
Source: FactSet

Price data

Ø price 5 days Ø volume 5 days (pcs.)	136.3014 CHF (0)
Ø price 30 days Ø volume 30 days (pcs.)	140.0493 CHF (0)
Ø price 100 days Ø volume 100 days (pcs.)	137.4365 CHF (0)
Ø price 250 days Ø volume 250 days (pcs.)	- CHF (-)
YTD High date	148.5874 CHF (2024/06/07)
YTD Low date	104.2509 CHF (2024/01/17)
52 Weeks High date	- CHF (-)
52 Weeks Low date	- CHF (-)

Recent Research

on underlying	on sector	on market	
Date		Headline	Download
2024/07/12		Global Equity Ratings	
2024/06/21		Global Equity Ratings	
2024/06/14		Global Equity Ratings	
2024/05/29		Global Equity Ratings	
2024/04/26		Global Equity Ratings	