

# CIE FINANCIÈRE RICHEMONT AG FUTURE (CFRL) - EUX/202409

2024/09/17 18:45:48

Price  
**117.95** CHF

Difference  0.85% (1.00)

### General attributes

Symbol	CFRLU24
Exchange	Eurex
Currency	CHF
Security type	Future
Underlying	COMPAGNIE FINANCIERE RICHEMONT SA
Maturity	09-2024
Contract size	100

### Market data

Bid (Bid size)	- CHF (-)
Ask (Ask size)	- CHF (-)
Open	117.95 CHF
High	117.95 CHF
Low	117.95 CHF
Close (prev. day)	116.9534 CHF
Underlying	COMPAGNIE FINANCIERE RICHEMONT SA
Underlying price (date)	118.00 (24/09/18)
Settlement price (date)	117.95 (24/09/17)
Open Interest	14,150

### Performance and Risk

	6m	1Y	3Y
Perf (%)	-18.67%	-	-
Perf (abs.)	-27.08	-	-
Beta	-	-	-
Volatility	25.05	-	-

### Futures and Options

Related Futures	-
Related Options	-












Information about previous performance does not guarantee future performance.  
Source: FactSet

### Price data

Ø price 5 days   Ø volume 5 days (pcs.)	117.51 CHF (1,655)
Ø price 30 days   Ø volume 30 days (pcs.)	126.65 CHF (481)
Ø price 100 days   Ø volume 100 days (pcs.)	134.11 CHF (204)
Ø price 250 days   Ø volume 250 days (pcs.)	- CHF (-)
YTD High   date	148.43 CHF (2024/06/07)
YTD Low   date	104.54 CHF (2024/01/17)
52 Weeks High   date	- CHF (-)
52 Weeks Low   date	- CHF (-)

### Recent Research

on underlying	on sector	on market	
Date		Headline	Download
2024/09/11		Global Equity Ratings	
2024/09/05		Global Equity Ratings	
2024/08/12		Global Equity Ratings	
2024/07/24		Global Equity Ratings	
2024/07/12		Global Equity Ratings	