

CIE FINANCIÈRE RICHEMONT AG FUTURE (CFRL) - EUX/202409

2024/08/15 18:47:49

Price
131.3486 CHFDifference  2.66% (3.40)

General attributes

Symbol	CFRLU24
Exchange	Eurex
Currency	CHF
Security type	Future
Underlying	COMPAGNIE FINANCIERE RICHEMONT SA
Maturity	09-2024
Contract size	100

Market data

Bid (Bid size)	- CHF (-)
Ask (Ask size)	- CHF (-)
Open	131.3486 CHF
High	131.3486 CHF
Low	131.3486 CHF
Close (prev. day)	127.9477 CHF
Underlying	COMPAGNIE FINANCIERE RICHEMONT SA
Underlying price (date)	132.70 (24/08/16)
Settlement price (date)	131.35 (24/08/15)
Open Interest	11,500

Performance and Risk

	6m	1Y	3Y
Perf (%)	-3.21%	-	-
Perf (abs.)	-4.36	-	-
Beta	-	-	-
Volatility	23.96	-	-

Futures and Options

Related Futures	-
Related Options	-











Information about previous performance does not guarantee future performance.
Source: FactSet

Price data

Ø price 5 days Ø volume 5 days (pcs.)	127.4830 CHF (500)
Ø price 30 days Ø volume 30 days (pcs.)	131.5392 CHF (217)
Ø price 100 days Ø volume 100 days (pcs.)	135.1226 CHF (85)
Ø price 250 days Ø volume 250 days (pcs.)	- CHF (-)
YTD High date	148.4280 CHF (2024/06/07)
YTD Low date	104.5422 CHF (2024/01/17)
52 Weeks High date	- CHF (-)
52 Weeks Low date	- CHF (-)

Recent Research

on underlying	on sector	on market		
Date			Headline	Download
2024/08/12			Global Equity Ratings	
2024/07/24			Global Equity Ratings	
2024/07/12			Global Equity Ratings	
2024/06/21			Global Equity Ratings	
2024/06/14			Global Equity Ratings	