

CIE FINANCIÈRE RICHEMONT AG FUTURE (CFRL) - EUX/202412

2024/08/20 18:50:28

Price
133.8455 CHF

Difference  -0.19% (-0.25)

General attributes

Symbol	CFRLZ24
Exchange	Eurex
Currency	CHF
Security type	Future
Underlying	COMPAGNIE FINANCIERE RICHEMONT SA
Maturity	12-2024
Contract size	100

Market data

Bid (Bid size)	- CHF (-)
Ask (Ask size)	- CHF (-)
Open	133.8455 CHF
High	133.8455 CHF
Low	133.8455 CHF
Close (prev. day)	134.0992 CHF
Underlying	COMPAGNIE FINANCIERE RICHEMONT SA
Underlying price (date)	136.15 (24/08/21)
Settlement price (date)	133.85 (24/08/20)
Open Interest	0

Performance and Risk

	6m	1Y	3Y
Perf (%)	-0.88%	-	-
Perf (abs.)	-1.19	-	-
Beta	-	-	-
Volatility	24.25	-	-

Futures and Options

Related Futures	-
Related Options	-










5Y

Information about previous performance does not guarantee future performance.
Source: FactSet

Price data

Ø price 5 days Ø volume 5 days (pcs.)	131.8104 CHF (0)
Ø price 30 days Ø volume 30 days (pcs.)	131.4441 CHF (0)
Ø price 100 days Ø volume 100 days (pcs.)	135.3273 CHF (0)
Ø price 250 days Ø volume 250 days (pcs.)	- CHF (-)
YTD High date	148.9404 CHF (2024/06/07)
YTD Low date	104.4816 CHF (2024/01/17)
52 Weeks High date	- CHF (-)
52 Weeks Low date	- CHF (-)

Recent Research

on underlying	on sector	on market	
Date		Headline	Download
2024/08/12		Global Equity Ratings	
2024/07/24		Global Equity Ratings	
2024/07/12		Global Equity Ratings	
2024/06/21		Global Equity Ratings	
2024/06/14		Global Equity Ratings	