

# CIE FINANCIÈRE RICHEMONT AG FUTURE (CFRL) - EUX/202412

2024/07/18 18:33:42

Price  
**133.4838** CHF

Difference  -1.04% (-1.40)

### General attributes

Symbol	CFRLZ24
Exchange	Eurex
Currency	CHF
Security type	Future
Underlying	COMPAGNIE FINANCIERE RICHEMONT SA
Maturity	12-2024
Contract size	100

### Market data

Bid (Bid size)	- CHF (-)
Ask (Ask size)	- CHF (-)
Open	133.4838 CHF
High	133.4838 CHF
Low	133.4838 CHF
Close (prev. day)	134.8887 CHF
Underlying	COMPAGNIE FINANCIERE RICHEMONT SA
Underlying price (date)	134.85 (24/07/18)
Settlement price (date)	133.48 (24/07/18)
Open Interest	0

### Performance and Risk

	6m	1Y	3Y
Perf (%)	+15.50%	-	-
Perf (abs.)	+17.91	-	-
Beta	-	-	-
Volatility	23.95	-	-

### Futures and Options

Related Futures	-
Related Options	-









Information about previous performance does not guarantee future performance.  
Source: FactSet

### Price data

Ø price 5 days   Ø volume 5 days (pcs.)	136.5601 CHF (0)
Ø price 30 days   Ø volume 30 days (pcs.)	140.3377 CHF (0)
Ø price 100 days   Ø volume 100 days (pcs.)	137.7292 CHF (0)
Ø price 250 days   Ø volume 250 days (pcs.)	- CHF (-)
YTD High   date	148.9404 CHF (2024/06/07)
YTD Low   date	104.4816 CHF (2024/01/17)
52 Weeks High   date	- CHF (-)
52 Weeks Low   date	- CHF (-)

### Recent Research

on underlying	on sector	on market	
Date		Headline	Download
2024/07/12		Global Equity Ratings	
2024/06/21		Global Equity Ratings	
2024/06/14		Global Equity Ratings	
2024/05/29		Global Equity Ratings	
2024/04/26		Global Equity Ratings	