

CIE FINANCIÈRE RICHEMONT AG FUTURE (CFRL) - EUX/202408

2024/07/16 18:50:04

Price
138.4962 CHFDifference  0.94% (1.29)

General attributes

Symbol	CFRLQ24
Exchange	Eurex
Currency	CHF
Security type	Future
Underlying	COMPAGNIE FINANCIERE RICHEMONT SA
Maturity	08-2024
Contract size	100

Market data

Bid (Bid size)	- CHF (-)
Ask (Ask size)	- CHF (-)
Open	138.4962 CHF
High	138.4962 CHF
Low	138.4962 CHF
Close (prev. day)	137.203 CHF
Underlying	COMPAGNIE FINANCIERE RICHEMONT SA
Underlying price (date)	135.55 (24/07/17)
Settlement price (date)	138.50 (24/07/16)
Open Interest	275

Performance and Risk

	6m	1Y	3Y
Perf (%)	+27.04%	-	-
Perf (abs.)	+29.48	-	-
Beta	-	-	-
Volatility	27.26	-	-

Futures and Options

Related Futures	-
Related Options	-

5Y












Information about previous performance does not guarantee future performance.
Source: FactSet

Price data

Ø price 5 days Ø volume 5 days (pcs.)	139.9866 CHF (0)
Ø price 30 days Ø volume 30 days (pcs.)	142.6283 CHF (0)
Ø price 100 days Ø volume 100 days (pcs.)	139.3307 CHF (3)
Ø price 250 days Ø volume 250 days (pcs.)	- CHF (-)
YTD High date	150.5181 CHF (2024/06/07)
YTD Low date	106.3980 CHF (2024/01/17)
52 Weeks High date	- CHF (-)
52 Weeks Low date	- CHF (-)

Recent Research

on underlying	on sector	on market		
Date			Headline	Download
2024/07/12			Global Equity Ratings	
2024/06/21			Global Equity Ratings	
2024/06/14			Global Equity Ratings	
2024/05/29			Global Equity Ratings	
2024/04/26			Global Equity Ratings	