

# CIE FINANCIÈRE RICHEMONT AG FUTURE (CFRL) - EUX/202406

2024/05/13 18:36:42

Price  
**134.9123** CHF

Difference  -0.60% (-0.82)

### General attributes

Symbol	CFRLM24
Exchange	Eurex
Currency	CHF
Security type	Future
Underlying	COMPAGNIE FINANCIERE RICHEMONT SA
Maturity	06-2024
Contract size	100

### Market data

Bid (Bid size)	- CHF (-)
Ask (Ask size)	- CHF (-)
Open	134.9123 CHF
High	134.9123 CHF
Low	134.9123 CHF
Close (prev. day)	135.7294 CHF
Underlying	COMPAGNIE FINANCIERE RICHEMONT SA
Underlying price (date)	134.70 (24/05/13)
Settlement price (date)	134.91 (24/05/13)
Open Interest	0

### Performance and Risk

	6m	1Y	3Y
Perf (%)	+25.81%	-	-
Perf (abs.)	+27.85	-	-
Beta	-	-	-
Volatility	28.58	-	-

### Futures and Options

Related Futures	-
Related Options	-












Information about previous performance does not guarantee future performance.  
Source: FactSet

### Price data

Ø price 5 days   Ø volume 5 days (pcs.)	133.4769 CHF (0)
Ø price 30 days   Ø volume 30 days (pcs.)	132.1745 CHF (0)
Ø price 100 days   Ø volume 100 days (pcs.)	130.1456 CHF (0)
Ø price 250 days   Ø volume 250 days (pcs.)	- CHF (-)
YTD High   date	148.8665 CHF (2024/03/14)
YTD Low   date	106.1498 CHF (2024/01/17)
52 Weeks High   date	- CHF (-)
52 Weeks Low   date	- CHF (-)

### Recent Research

on underlying	on sector	on market	
Date		Headline	Download
2024/04/26		Global Equity Ratings	
2024/04/03		Global Equity Ratings	
2024/03/13		Global Equity Ratings	
2024/02/22		Global Equity Ratings	
2024/02/14		Global Equity Ratings	