

S&P 500

ISIN: US78378X1072 WKN: -

Přehled

18.09.2024 18:27:42

Cena

5.634,16 USDZměna  -0,01% (-0,42)

Základní údaje

ISIN US78378X1072

Symbol SP500

Stát USA

Nástroje v indexu 503

Typ indexu Price Index

Typ cenného papíru Index

Tržní data

Otevírací cena 5.641,68 USD

Max 5.642,84 USD

Min 5.618,47 USD

Závěrečná cena (předchozí den) 5.634,58 USD

Obchodovaný objem (mil.) 739.824.700





Objem (kusy) 4.167.325.199.323

Top 5

Název 	Cena	+ - (%)	Trend 
WEST PHARM...	308,595	+4,30	
GENERAL MO...	48,58	+2,23	
C.H. ROBIN...	102,42	+2,15	
MONSTER BE...	52,066	+1,95	
GE HEALTHC...	88,44	+1,90	

Denní **1t** 1m 6m 1r 3r

Flop 5

Název 	Cena	+ - (%)	Trend 
RESMED INC...	236,56	-5,71	
SYSCO CORP	74,685	-3,98	

51



Minulá výkonnost nezaručuje výkonnost budoucí.

Zdroj: FactSet

Aktuální analýzy a prognózy

Z trhů

Datum	Nadpis	Stáhnout
13.09.2024	 Week Ahead	
11.09.2024	 Global Equity Ratings	
06.09.2024	 Week Ahead	
05.09.2024	 Global Equity Ratings	
02.09.2024	 Eurozone and US: Time to cut interest rates	

AVERY DENN...	214,105	-2,77	↓		
INCYTE COR...	64,735	-2,55	↓		
CENCORA IN...	229,20	-2,27	↓		
Denní	1t	1m	6m	1r	3r

Futures a opce

Související Futures -

Související Opce -

Detaily

18.09.2024 18:27:42

Cena

5.634,16 USD

Změna

**-0,01%** (-0,42)

Základní údaje

ISIN US78378X1072

Symbol SP500

Stát USA

Typ cenného papíru Index

Nástroje v indexu 503

Tržní data

Otevírací cena 5.641,68 USD

Max 5.642,84 USD

Min 5.618,47 USD

Závěrečná cena (předchozí den) 5.634,58 USD

Obchodovaný objem (mil.) 739.824.700

Objem (kusy) 4.167.325.199.323

Výkonnost a riziko

	6m	1r	3r
Výkonn. (%)	+10,11%	+26,61%	+27,11%
Výkonn. (abs.)	+517,49	+1.184,26	+1.201,59
Beta	-	-	-
Volatilita	13,55	12,82	17,79





Minulá výkonnost nezaručuje výkonnost budoucí.

Zdroj: FactSet

Ceny

Ø cena 5 dní Ø objem 5 dní (ks.)	5.608,72 USD (2.446.917.007)
Ø cena 30 dní Ø objem 30 dní (ks.)	5.526,62 USD (2.318.369.301)
Ø cena 100 dní Ø objem 100 dní (ks.)	5.431,15 USD (2.410.683.203)
Ø cena 250 dní Ø objem 250 dní (ks.)	5.046,59 USD (2.363.656.237)
YTD Max datum	5.670,81 USD (17.09.2024)
YTD Min datum	4.682,11 USD (05.01.2024)
52týdenní max. datum	5.670,81 USD (17.09.2024)
52týdenní min. datum	4.103,78 USD (27.10.2023)

Složení

Název  ISIN	Cena	Změna %  Změna +/-	Výkonnost 	Datum Čas	Obrát v kusech  Peněžní obrát 
3M COMPANY US88579Y1010	133,055	-0,39% -0,52		18.09.24 18:27:43	1.007.544 133.422.896,94
ABBOTT LABS US0028241000	115,72	-2,04% -2,41		18.09.24 18:27:35	2.111.620 244.574.973,74
ABBVIE INC. US00287Y1091	193,705	0,13% 0,26		18.09.24 18:27:27	918.783 177.986.004,84
ACCENTURE PLC IE00B4BNMY34	334,14	-0,86% -2,90		18.09.24 18:27:40	886.096 296.493.018,35
ADOBE INC. US00724F1012	509,57	-1,06% -5,46		18.09.24 18:27:36	1.743.443 889.733.569,87
ADVANCED MICRO DEVICES IN... US0079031078	150,1911	-0,42% -0,63		18.09.24 18:27:42	9.675.210 1.449.406.963,18
AES CORP US00130H1059	19,145	-0,49% -0,10		18.09.24 18:27:41	1.794.797 34.534.698,15
AFLAC INC. US0010551028	109,575	0,01% 0,02		18.09.24 18:27:35	491.974 53.869.629,32
AGILENT TECHNOLOGIES INC. US00846U1016	138,435	0,06% 0,09		18.09.24 18:27:26	213.071 29.475.590,54
AIR PRODUCTS & CHEMICALS ... US0091581068	289,16	-0,68% -1,97		18.09.24 18:27:30	226.767 65.570.819,56
AIRBNB INC. CLASS A US0090661010	122,7702	0,53% 0,65		18.09.24 18:27:33	1.072.594 131.834.848,24
AKAMAI TECHNOLOGIES INC. US00971T1016	97,50	-0,38% -0,37		18.09.24 18:27:33	190.128 18.494.220,48
ALBEMARLE CORP US0126531013	87,955	-2,08% -1,87		18.09.24 18:27:29	683.125 60.106.449,61
ALEXANDRIA REAL EST. EQU.... US0152711091	123,63	-0,31% -0,38		18.09.24 18:27:30	181.710 22.457.628,51
ALIGN TECHNOLOGY INC. US0162551016	252,515	-0,25% -0,65		18.09.24 18:27:38	208.134 52.684.487,31
ALLEGION PLC IE00BFRT3W74	143,54	0,12% 0,17		18.09.24 18:27:42	148.310 21.288.020,91
ALLIANT ENERGY CORP US0188021085	60,19	-0,20% -0,12		18.09.24 18:27:01	321.832 19.375.788,68
ALLSTATE CORP US0200021014	190,78	0,27% 0,52		18.09.24 18:27:35	255.586 48.594.758,28
ALPHABET INC A US02079K3059	159,48	0,10% 0,16		18.09.24 18:27:42	7.181.614 1.146.021.436,48
ALPHABET INC. CLASS C US02079K1079	160,53	0,16% 0,25		18.09.24 18:27:41	4.431.277 711.713.575,54
ALTRIA GROUP INC. US02209S1033	50,805	0,60% 0,31		18.09.24 18:27:35	2.456.960 124.880.635,43
AMAZON.COM INC. US0231351067	186,53	-0,19% -0,35		18.09.24 18:27:43	7.996.621 1.490.622.315,24
AMCOR PLC JE00BJ1F3079	11,015	0,23% 0,03		18.09.24 18:27:37	2.158.140 23.721.780,12

AMEREN CORP US0236081024	84,78	-0,28% -0,24		18.09.24 18:27:08	104.512 8.868.873,71
AMERICAN AIRLINES GROUP I... US02376R1023	11,04	-1,16% -0,13		18.09.24 18:27:35	14.776.378 163.646.948,71
AMERICAN ELECTRIC POWER C... US0255371017	103,82	-0,37% -0,39		18.09.24 18:27:34	504.957 52.446.411,58
AMERICAN EXPRESS CO US0258161092	262,415	-1,12% -2,99		18.09.24 18:27:40	855.223 224.615.101,34
AMERICAN INTERNATIONAL GR... US0268747849	73,51	-0,12% -0,09		18.09.24 18:27:39	904.555 66.558.749,14
AMERICAN TOWER CORP US03027X1000	238,49	-0,40% -0,96		18.09.24 18:27:15	358.108 85.513.890,24
AMERICAN WATER WORKS CORP... US0304201033	148,97	-0,62% -0,93		18.09.24 18:27:10	434.254 64.677.932,83
AMERIPRISE FINANCIAL INC. US03076C1062	452,7199	0,11% 0,49		18.09.24 18:27:35	72.804 32.872.642,91
AMETEK INC. US0311001004	168,52	-0,03% -0,05		18.09.24 18:26:05	576.018 97.116.592,84
AMGEN INC. US0311621009	334,1879	0,42% 1,39		18.09.24 18:27:35	322.699 107.764.477,09
AMPHENOL CORPORATION SER... US0320951017	63,745	-0,38% -0,25		18.09.24 18:27:38	745.064 47.700.327,03
ANALOG DEVICES INC. US0326541051	224,0399	-0,58% -1,31		18.09.24 18:27:37	747.504 167.882.811,45
ANSYS INC. US03662Q1058	315,03	-0,70% -2,22		18.09.24 18:26:10	85.420 26.897.243,83
AON PLC CLASS A IE00BLP1HW54	349,9172	0,21% 0,72		18.09.24 18:26:21	140.375 49.025.318,08
APA CORP. US03743Q1085	24,9843	-1,05% -0,27		18.09.24 18:27:38	1.664.758 41.711.768,11
APPLE INC US0378331005	220,7001	1,80% 3,91		18.09.24 18:27:43	24.443.819 5.375.036.942,71
APPLIED MATERIALS INC US0382221051	187,91	-0,36% -0,68		18.09.24 18:27:42	965.501 182.267.134,33
APTIV PLC JE00B783TY65	70,15	-0,10% -0,07		18.09.24 18:27:06	604.187 42.487.862,22
ARCH CAPITAL GROUP LTD. BMG0450A1053	113,935	-0,02% -0,03		18.09.24 18:27:02	146.649 16.693.720,41
ARCHER DANIELS MIDLAND CO US0394831020	60,43	-0,05% -0,03		18.09.24 18:27:43	411.467 24.840.039,85
ARISTA NETWORKS INC. US0404131064	361,24	0,08% 0,29		18.09.24 18:27:18	259.962 93.612.936,80
ARTHUR J GALLAGHER & CO. US3635761097	295,385	-0,19% -0,56		18.09.24 18:27:02	134.712 39.780.013,32
ASSURANT INC. US04621X1081	195,01	-0,37% -0,73		18.09.24 18:23:15	34.117 6.678.609,40
AT&T INC. US00206R1023	21,8641	0,39% 0,08		18.09.24 18:27:40	7.346.514 160.385.904,90
ATMOS ENERGY CORP US0495601058	137,245	-0,66% -0,91		18.09.24 18:27:19	135.201 18.575.892,86
AUTODESK INC US0527691069	264,57	-0,87% -2,32		18.09.24 18:27:33	261.100 69.174.806,22
AUTOMATIC DATA PROCESSING... US0530151036	279,4975	0,03% 0,09		18.09.24 18:27:03	264.727 73.871.597,24
AUTOZONE INC	3.095,605	0,56%		18.09.24	40.005

US0533321024		17,30		18:17:38	123.739.638,06
AVALONBAY COMMUNITIES INC...	231,605	0,35%		18.09.24	107.113
US0534841012		0,82		18:26:05	24.783.787,09
AVERY DENNISON CORP	214,105	-2,77%		18.09.24	187.389
US0536111091		-6,10		18:26:10	40.286.494,20
AXON ENTERPRISE INC	383,3335	0,20%		18.09.24	123.895
US05464C1018		0,76		18:27:10	47.441.315,26
BAKER HUGHES INC. 'A'	34,65	-0,23%		18.09.24	1.128.250
US05722G1004		-0,08		18:27:43	38.997.785,23
BALL CORP	67,205	-0,02%		18.09.24	314.409
US0584981064		-0,02		18:27:24	21.154.141,25
BANK OF AMERICA CORP.	39,545	-0,01%		18.09.24	11.113.585
US0605051046		-0,01		18:27:42	439.662.730,76
BANK OF NEW YORK MELLON C...	71,185	0,53%		18.09.24	819.614
US0640581007		0,38		18:27:27	58.168.013,44
BATH & BODY WORKS INC.	29,425	0,91%		18.09.24	1.297.573
US0708301041		0,27		18:27:35	38.603.074,23
BAXTER INTERNATIONAL INC	39,49	-0,80%		18.09.24	912.750
US0718131099		-0,32		18:27:29	36.096.122,36
BECTON DICKINSON AND CO.	232,83	0,67%		18.09.24	378.467
US0758871091		1,56		18:27:40	87.762.251,80
BERKSHIRE HATHAWAY INC. C...	457,12	0,10%		18.09.24	978.423
US0846707026		0,44		18:27:39	446.812.557,03
BEST BUY CORP INC.	99,18	-0,30%		18.09.24	741.948
US0865161014		-0,30		18:27:36	73.806.024,59
BIO-RAD LABORATORIES INC.	337,86	1,26%		18.09.24	99.654
US0905722072		4,20		18:26:59	33.490.101,78
BIO-TECHNE CORP.	76,18	1,20%		18.09.24	194.424
US09073M1045		0,90		18:27:39	14.785.733,51
BIOGEN IDEC INC.	197,195	-0,51%		18.09.24	208.901
US09062X1037		-1,01		18:26:51	41.346.236,43
BLACKROCK INC.	909,01	0,50%		18.09.24	173.877
US09247X1019		4,49		18:25:49	157.952.102,46
BLACKSTONE INC.	154,43	-0,40%		18.09.24	1.157.545
US09260D1072		-0,62		18:27:39	178.120.065,57
BOEING CO., THE	156,91	0,33%		18.09.24	2.818.958
US0970231058		0,52		18:27:39	442.859.058,64
BOOKING HOLDINGS INC.	4.026,20	-0,40%		18.09.24	46.371
US09857L1089		-16,23		18:23:51	186.859.751,91
BORGWARNER INC.	32,60	-0,91%		18.09.24	574.196
US0997241064		-0,30		18:27:33	18.775.843,19
BOSTON SCIENTIFIC CORP	82,755	0,28%		18.09.24	2.963.051
US1011371077		0,24		18:27:15	244.142.880,61
BRISTOL-MYERS SQUIBB CO.	49,505	0,03%		18.09.24	1.712.407
US1101221083		0,02		18:27:40	84.558.270,71
BROADCOM INC.	163,28	0,50%		18.09.24	5.170.542
US11135F1012		0,81		18:27:43	844.241.084,71
BROADRIDGE FINANCIAL SOLU...	210,705	-0,12%		18.09.24	45.739
US11133T1034		-0,26		18:26:44	9.637.483,08
BROWN & BROWN INC.	103,48	0,27%		18.09.24	511.646
US1152361010		0,28		18:27:33	52.953.548,81
BROWN-FORMAN CORP	47,25	0,45%		18.09.24	636.156
US1156372096		0,21		18:27:35	30.128.064,21
BUILDERS FIRSTSOURCE INC.	193,60	-0,15%		18.09.24	774.708
US12008R1077		-0,29		18:27:37	151.419.317,36

BUNGE GLOBAL SA CH1300646267	97,79	0,10% 0,10		18.09.24 18:27:33	251.296 24.551.535,08
BXP INC. US1011211018	81,355	1,18% 0,95	█	18.09.24 18:27:39	371.627 30.127.767,57
C.H. ROBINSON WORLDWIDE I... US12541W2098	102,42	2,15% 2,16	█	18.09.24 18:27:18	422.130 43.100.099,37
CADENCE DESIGN SYSTEMS IN... US1273871087	273,24	-0,56% -1,55		18.09.24 18:27:18	412.661 113.248.086,66
CAESARS ENTERTAINMENT INC... US12769G1004	39,91	-0,84% -0,34		18.09.24 18:27:37	1.187.223 47.570.949,62
CAMDEN PROPERTY TRUST US1331311027	125,20	0,98% 1,21	█	18.09.24 18:27:40	324.276 40.441.918,95
CAMPBELL SOUP COMPANY US1344291091	51,81	0,56% 0,29	█	18.09.24 18:27:36	386.799 19.999.262,04
CAPITAL ONE FINANCIAL COR... US14040H1059	144,40	-0,47% -0,68		18.09.24 18:27:35	448.759 64.923.147,87
CARDINAL HEALTH INC. US14149Y1082	111,85	0,48% 0,53	█	18.09.24 18:27:30	332.828 37.133.610,20
CARMAX INC. US1431301027	77,80	-2,00% -1,59		18.09.24 18:27:31	509.079 39.952.854,76
CARNIVAL CORP. PA1436583006	18,335	1,69% 0,31	█	18.09.24 18:27:39	12.808.635 235.107.665,87
CARRIER GLOBAL CORP US14448C1045	78,125	0,21% 0,17		18.09.24 18:27:29	1.341.262 104.470.418,00
CATALENT INC. US1488061029	60,38	0,05% 0,03		18.09.24 18:27:18	1.210.490 73.058.235,02
CATERPILLAR INC US1491231015	354,19	0,14% 0,50		18.09.24 18:27:03	392.114 138.765.671,21
CBOE GLOBAL MARKETS INC. US12503M1080	211,955	-0,79% -1,69		18.09.24 18:26:00	123.351 26.194.250,98
CBRE GROUP INC US12504L1098	119,505	1,13% 1,34	█	18.09.24 18:27:41	463.354 55.101.936,14
CDW CORP. US12514G1085	222,30	-0,46% -1,02		18.09.24 18:27:31	153.568 34.190.621,11
CELANESE CORP US1508701034	125,484	-0,22% -0,28		18.09.24 18:27:42	174.949 21.985.412,00
CENCORA INC. US03073E1055	229,20	-2,27% -5,33		18.09.24 18:27:30	831.703 190.598.503,02
CENTENE CORP US15135B1017	76,40	1,34% 1,01	█	18.09.24 18:27:43	1.357.882 103.285.542,46
CENTERPOINT ENERGY INC. US15189T1079	28,29	-0,11% -0,03		18.09.24 18:27:16	967.488 27.374.942,12
CF INDUSTRIES HOLDINGS IN... US1252691001	81,80	0,41% 0,33		18.09.24 18:27:34	423.422 34.645.984,55