

## S&amp;P 500

ISIN: US78378X1072 WKN: -

## Overview

2024/07/17 23:23:09

Price

**5,588.27** USDDifference  -1.39% (-78.93)

## General attributes

ISIN	US78378X1072
Symbol	SP500
Country	USA
Instruments in index	503
Type of index	Price Index
Security type	Index

## Market data

Open	5,610.07 USD
High	5,622.49 USD
Low	5,584.81 USD
Close (prev. day)	5,667.20 USD
Trading volume (m)	3,147,941,670
Volume (pcs)	17,627,172,464,709

## Top 5

Name 	Price	+ - (%) 	Trend 
SOLVENTUM ...	53.00	+5.92	
PROGRESSIV...	221.35	+5.40	
HENRY SCHE...	71.22	+5.37	
BRISTOL-MY...	43.15	+4.73	
FMC CORPOR...	61.95	+4.57	

Intraday 1W 1M 6m 1Y 3Y

## Flop 5

Name 	Price	+ - (%) 	Trend 
VISTRA COR...	76.20	-11.26	
APPLIED MA...	220.07	-10.48	
ADVANCED M...	159.43	-10.21	
LAM RESEAR...	967.68	-10.07	
KLA CORP.	781.75	-9.85	

Intraday 1W 1M 6m 1Y 3Y

5Y



Information about previous performance does not guarantee future performance.

Source: FactSet

## Recent research

on market

Date	Headline	Download 
2024/07/12	 Week Ahead	
2024/07/12	 Global Equity Ratings	
2024/07/09	 Political environment weighs on outlook	
2024/07/08	 Akciové trhy - denní zpráva	
2024/07/05	 Week Ahead	

**Futures and Options**

**Related Futures** -

**Related Options** -

## Details

2024/07/17 23:23:09

Price

**5,588.27** USDDifference  -1.39% (-78.93)

## General attributes

ISIN US78378X1072

Symbol SP500

Country USA

Security type Index

Instruments in index 503

## Market data

Open 5,610.07 USD

High 5,622.49 USD

Low 5,584.81 USD

Close (prev. day) 5,667.20 USD

Trading volume (m) 3,147,941,670

Volume (pcs) 17,627,172,464,709

## Performance and Risk

	6m	1Y	3Y
Perf (%)	+17.92%	+23.56%	+29.14%
Perf (abs.)	+849.06	+1,065.48	+1,261.11
Beta	-	-	-
Volatility	10.83	11.32	17.41



Information about previous performance does not guarantee future performance.

Source: FactSet

## Price data





















Ø price 5 days   Ø volume 5 days (pcs.)	5,617.32 USD (2,691,451,605)
Ø price 30 days   Ø volume 30 days (pcs.)	5,497.05 USD (2,420,903,318)
Ø price 100 days   Ø volume 100 days (pcs.)	5,270.87 USD (2,339,740,615)
Ø price 250 days   Ø volume 250 days (pcs.)	4,853.92 USD (2,286,061,578)
YTD High   date	5,669.67 USD (2024/07/16)
YTD Low   date	4,682.11 USD (2024/01/05)
52 Weeks High   date	5,669.67 USD (2024/07/16)
52 Weeks Low   date	4,103.78 USD (2023/10/27)

## Composition

Name ISIN	Price	Diff % Diff +/-	Performance	Date Time	Turnover Pc. Turnover Money
3M COMPANY US88579Y1010	104.64	1.29% 1.33		24/07/17 22:00:02	3,567,941 372,434,736.67
ABBOTT LABS US0028241000	104.68	1.91% 1.96		24/07/17 22:00:20	13,438,345 1,405,181,465.36
ABBVIE INC. US00287Y1091	175.27	3.59% 6.07		24/07/17 22:00:38	6,983,160 1,219,457,905.68
ACCENTURE PLC IE00B4BNMY34	325.60	0.18% 0.60		24/07/17 22:00:01	4,383,856 1,429,966,461.24
ADOBE INC. US00724F1012	563.09	-0.61% -3.45		24/07/17 22:00:00	2,316,265 1,302,264,402.82
ADVANCED MICRO DEVICES IN... US0079031078	159.43	-10.21% -18.12		24/07/17 22:00:00	76,954,198 12,569,454,738.90
AES CORP US00130H1059	16.89	-4.31% -0.76		24/07/17 22:00:02	8,844,171 150,563,299.80
AFLAC INC. US0010551028	94.06	0.55% 0.51		24/07/17 22:00:02	2,120,702 199,821,261.03
AGILENT TECHNOLOGIES INC. US00846U1016	133.50	-1.88% -2.56		24/07/17 22:00:02	1,031,195 138,280,760.31
AIR PRODUCTS & CHEMICALS ... US0091581068	270.47	1.10% 2.94		24/07/17 22:00:01	725,308 196,115,694.38
AIRBNB INC. CLASS A US0090661010	148.00	-2.16% -3.26		24/07/17 22:00:00	3,242,315 480,344,520.39
AKAMAI TECHNOLOGIES INC. US00971T1016	97.19	-0.30% -0.29		24/07/17 22:00:00	1,065,604 103,478,200.21
ALBEMARLE CORP US0126531013	95.08	-2.69% -2.63		24/07/17 22:00:02	2,469,028 235,271,729.55
ALEXANDRIA REAL EST. EQU.... US0152711091	129.08	1.17% 1.49		24/07/17 22:00:02	726,477 93,471,744.88
ALIGN TECHNOLOGY INC. US0162551016	250.58	1.23% 3.04		24/07/17 22:00:00	759,181 190,250,202.60
ALLEGION PLC IE00BFRT3W74	126.92	-0.86% -1.10		24/07/17 22:00:02	578,794 73,746,568.37
ALLIANT ENERGY CORP US0188021085	55.55	1.63% 0.89		24/07/17 22:00:00	2,078,297 115,517,483.43
ALLSTATE CORP US0200021014	170.70	1.72% 2.89		24/07/17 22:00:01	1,078,964 183,626,675.21
ALPHABET INC A US02079K3059	181.02	-1.58% -2.90		24/07/17 22:00:00	20,734,071 3,756,256,183.23
ALPHABET INC. CLASS C US02079K1079	182.62	-1.55% -2.88		24/07/17 22:00:00	17,376,563 3,176,471,249.44
ALTRIA GROUP INC. US02209S1033	49.39	2.83% 1.36		24/07/17 22:00:02	10,040,100 493,034,450.18
AMAZON.COM INC. US0231351067	187.93	-2.64% -5.09		24/07/17 22:00:00	48,076,139 9,020,831,160.12
AMCOR PLC JE00BJ1F3079	10.33	2.58% 0.26		24/07/17 22:00:02	9,725,533 100,401,568.79

AMEREN CORP US0236081024	75.24	1.77% 1.31		24/07/17 22:00:02	886,197 66,737,616.21
AMERICAN AIRLINES GROUP I... US02376R1023	11.01	-1.61% -0.18		24/07/17 22:00:00	32,356,209 356,086,964.87
AMERICAN ELECTRIC POWER C... US0255371017	93.52	1.82% 1.67		24/07/17 22:00:00	3,277,650 307,053,927.46
AMERICAN EXPRESS CO US0258161092	249.96	0.13% 0.33		24/07/17 22:00:01	2,471,910 617,143,311.31
AMERICAN INTERNATIONAL GR... US0268747849	78.58	0.37% 0.29		24/07/17 22:00:01	5,191,530 409,653,862.79
AMERICAN TOWER CORP US03027X1000	213.12	1.41% 2.97		24/07/17 22:00:02	1,759,861 373,210,102.33
AMERICAN WATER WORKS CORP... US0304201033	142.53	2.48% 3.45		24/07/17 22:00:02	1,190,632 169,892,890.84
AMERIPRISE FINANCIAL INC. US03076C1062	421.56	-1.75% -7.49		24/07/17 22:00:02	1,078,672 456,461,562.53
AMETEK INC. US0311001004	175.03	-0.56% -0.98		24/07/17 22:00:02	1,060,169 186,332,545.58
AMGEN INC. US0311621009	335.67	0.76% 2.53		24/07/17 22:00:00	1,933,188 646,945,985.03
AMPHENOL CORPORATION SER... US0320951017	64.22	-8.79% -6.19		24/07/17 22:00:01	14,803,673 970,992,134.81
ANALOG DEVICES INC. US0326541051	235.61	-3.17% -7.72		24/07/17 22:00:00	4,448,188 1,059,866,307.35
ANSYS INC. US03662Q1058	320.23	-3.07% -10.14		24/07/17 22:00:00	548,259 175,812,385.84
AON PLC CLASS A IE00BLP1HW54	300.45	0.91% 2.70		24/07/17 22:00:02	1,199,084 360,422,415.26
APA CORP. US03743Q1085	32.22	1.74% 0.55		24/07/17 22:00:00	4,858,230 156,203,699.77
APPLE INC US0378331005	228.88	-2.53% -5.94		24/07/17 22:00:00	57,345,884 13,123,074,403.56
APPLIED MATERIALS INC US0382221051	220.07	-10.48% -25.77		24/07/17 22:00:00	10,538,858 2,366,216,566.84
APTIV PLC JE00B783TY65	72.41	-1.36% -1.00		24/07/17 22:00:02	3,321,938 239,458,316.68
ARCH CAPITAL GROUP LTD. BMG0450A1053	97.87	0.78% 0.76		24/07/17 22:00:00	1,049,224 102,778,312.09
ARCHER DANIELS MIDLAND CO US0394831020	65.72	1.80% 1.16		24/07/17 22:00:02	2,490,508 163,073,094.37
ARISTA NETWORKS INC. US0404131064	336.68	-6.02% -21.55		24/07/17 22:00:02	3,135,369 1,068,103,709.07
ARTHUR J GALLAGHER & CO. US3635761097	271.85	1.58% 4.23		24/07/17 22:00:01	795,649 215,937,353.56
ASSURANT INC. US04621X1081	171.90	0.98% 1.66		24/07/17 22:00:02	395,237 68,055,410.95
AT&T INC. US00206R1023	19.16	1.64% 0.31		24/07/17 22:03:08	40,611,458 774,408,318.10
ATMOS ENERGY CORP US0495601058	124.65	1.89% 2.31		24/07/17 22:00:02	794,670 99,149,686.71
AUTODESK INC US0527691069	250.18	-1.43% -3.64		24/07/17 22:00:00	1,239,686 310,946,182.29
AUTOMATIC DATA PROCESSING... US0530151036	249.25	1.40% 3.43		24/07/17 22:00:00	1,896,974 472,580,909.99
AUTOZONE INC	2,984.11	-0.04%		24/07/17	109,695

US0533321024		-1.22		22:00:02	327,060,670.77
AVALONBAY COMMUNITIES INC...	208.01	1.22%	█	24/07/17	453,470
US0534841012		2.50		22:00:01	94,294,616.34
AVERY DENNISON CORP	222.85	-0.28%		24/07/17	477,912
US0536111091		-0.62		22:00:02	106,617,794.53
AXON ENTERPRISE INC	317.78	-0.52%		24/07/17	680,566
US05464C1018		-1.65		22:00:00	217,765,793.10
BAKER HUGHES INC. 'A'	36.16	-0.39%		24/07/17	4,747,530
US05722G1004		-0.14		22:00:00	172,063,306.54
BALL CORP	61.92	-0.29%		24/07/17	1,421,288
US0584981064		-0.18		22:00:02	88,361,584.70
BANK OF AMERICA CORP.	43.98	-0.34%		24/07/17	65,713,648
US0605051046		-0.15		22:00:02	2,895,896,225.26
BANK OF NEW YORK MELLON C...	64.09	-1.43%		24/07/17	7,343,052
US0640581007		-0.93		22:00:02	474,494,150.48
BATH & BODY WORKS INC.	39.42	1.97%	█	24/07/17	4,008,486
US0708301041		0.76		22:00:02	157,634,771.49
BAXTER INTERNATIONAL INC	35.68	0.39%		24/07/17	6,069,096
US0718131099		0.14		22:00:02	216,771,468.73
BECTON DICKINSON AND CO.	234.05	1.45%	█	24/07/17	1,228,449
US0758871091		3.35		22:00:02	287,078,679.01
BERKSHIRE HATHAWAY INC. C...	445.61	1.53%	█	24/07/17	4,776,601
US0846707026		6.71		22:01:08	2,117,910,997.88
BEST BUY CORP INC.	89.16	2.19%	█	24/07/17	3,977,372
US0865161014		1.91		22:00:02	353,164,129.35
BIO-RAD LABORATORIES INC.	318.64	1.31%	█	24/07/17	217,667
US0905722072		4.12		22:00:02	69,268,510.59
BIO-TECHNE CORP.	78.29	-1.92%		24/07/17	649,909
US09073M1045		-1.53		22:00:00	51,246,332.21
BIOGEN IDEC INC.	228.33	1.47%	█	24/07/17	949,485
US09062X1037		3.31		22:00:00	216,530,348.43
BLACKROCK INC.	841.09	-0.34%		24/07/17	692,007
US09247X1019		-2.85		22:00:02	582,204,127.47
BLACKSTONE INC.	134.85	-1.58%		24/07/17	5,851,815
US09260D1072		-2.16		22:00:02	790,047,704.08
BOEING CO., THE	184.84	-0.65%		24/07/17	4,899,566
US0970231058		-1.21		22:00:02	909,062,304.35
BOOKING HOLDINGS INC.	3,989.64	-3.14%		24/07/17	226,819
US09857L1089		-129.45		22:00:00	913,550,494.03
BORGWARNER INC.	34.18	-0.96%		24/07/17	3,161,380
US0997241064		-0.33		22:00:02	107,671,481.40
BOSTON SCIENTIFIC CORP	77.41	-0.93%		24/07/17	5,215,180
US1011371077		-0.73		22:00:02	404,524,191.44
BRISTOL-MYERS SQUIBB CO.	43.15	4.73%	█	24/07/17	18,639,241
US1101221083		1.95		22:00:02	800,458,985.16
BROADCOM INC.	155.98	-7.91%		24/07/17	43,343,355
US11135F1012		-13.40		22:00:00	6,860,699,485.74
BROADRIDGE FINANCIAL SOLU...	207.94	-0.86%		24/07/17	708,687
US11133T1034		-1.80		22:00:02	147,588,847.60
BROWN & BROWN INC.	93.54	0.25%		24/07/17	1,255,326
US1152361010		0.23		22:00:02	117,447,137.01
BROWN-FORMAN CORP	44.63	1.99%	█	24/07/17	2,349,509
US1156372096		0.87		22:00:02	104,660,464.21
BUILDERS FIRSTSOURCE INC.	158.88	-3.97%		24/07/17	2,471,666
US12008R1077		-6.56		22:00:02	396,341,978.41

BUNGE GLOBAL SA CH1300646267	112.11	0.65% 0.72		24/07/17 22:00:02	1,114,665 125,206,887.75
BXP INC. US1011211018	68.55	-1.15% -0.80		24/07/17 22:00:01	1,184,830 81,557,434.91
C.H. ROBINSON WORLDWIDE I... US12541W2098	88.97	1.40% 1.23		24/07/17 22:00:00	1,279,703 113,424,062.45
CADENCE DESIGN SYSTEMS IN... US1273871087	288.12	-7.57% -23.61		24/07/17 22:00:00	3,558,702 1,037,716,188.86
CAESARS ENTERTAINMENT INC... US12769G1004	38.50	-3.19% -1.27		24/07/17 22:00:00	5,897,402 229,641,060.89
CAMDEN PROPERTY TRUST US1331311027	112.96	1.56% 1.73		24/07/17 22:00:02	726,694 81,986,974.63
CAMPBELL SOUP COMPANY US1344291091	47.72	3.51% 1.62		24/07/17 22:00:02	2,588,095 122,773,392.76
CAPITAL ONE FINANCIAL COR... US14040H1059	149.47	-0.06% -0.09		24/07/17 22:00:02	2,931,451 438,817,142.47
CARDINAL HEALTH INC. US14149Y1082	95.97	0.59% 0.56		24/07/17 22:00:02	1,685,683 162,058,354.08
CARMAX INC. US1431301027	82.90	-1.33% -1.12		24/07/17 22:00:02	1,446,100 120,024,862.14
CARNIVAL CORP. PA1436583006	18.40	-4.07% -0.78		24/07/17 22:00:02	30,846,560 574,552,132.91
CARRIER GLOBAL CORP US14448C1045	67.58	-3.29% -2.30		24/07/17 22:00:02	5,157,587 351,724,142.62
CATALENT INC. US1488061029	58.10	0.43% 0.25		24/07/17 22:00:02	1,393,715 80,963,777.59
CATERPILLAR INC US1491231015	357.80	-0.77% -2.78		24/07/17 22:00:02	3,060,996 1,097,365,800.70
CBOE GLOBAL MARKETS INC. US12503M1080	180.25	4.28% 7.40		24/07/17 22:00:00	1,129,678 201,759,122.68
CBRE GROUP INC US12504L1098	97.92	0.71% 0.69		24/07/17 22:00:02	1,386,434 135,579,614.78
CDW CORP. US12514G1085	236.98	-1.19% -2.86		24/07/17 22:00:00	1,041,624 247,644,245.17
CELANESE CORP US1508701034	145.86	-1.12% -1.65		24/07/17 22:00:02	727,652 106,287,935.94
CENCORA INC. US03073E1055	225.16	-0.10% -0.22		24/07/17 22:00:02	709,876 159,954,248.62
CENTENE CORP US15135B1017	67.80	-1.90% -1.31		24/07/17 22:00:02	4,311,346 291,366,061.62
CENTERPOINT ENERGY INC. US15189T1079	28.64	0.25% 0.07		24/07/17 22:00:02	9,188,505 262,370,821.77
CF INDUSTRIES HOLDINGS IN... US1252691001	72.87	-0.45% -0.33		24/07/17 22:00:02	1,752,780 128,041,197.46