

S&P 500

ISIN: US78378X1072 WKN: -

Přehled

21.06.2024 23:34:45

Cena

5.464,62 USDZměna  -0,16% (-8,55)

Základní údaje

ISIN	US78378X1072
Symbol	SP500
Stát	USA
Nástroje v indexu	503
Typ indexu	Price Index
Typ cenného papíru	Index

Tržní data

Otevírací cena	5.466,77 USD
Max	5.478,31 USD
Min	5.452,03 USD
Závěrečná cena (předchozí den)	5.473,17 USD
Obchodovaný objem (mil.)	5.262.188.426
Objem (kusy)	28.810.729.460.836

Top 5

Název	Cena	+ - (%)	Trend
FACTSET RE...	423,73	+3,77	
FMC CORPOR...	56,39	+3,70	
ETSY INC U...	60,17	+3,38	
GILEAD SCI...	70,67	+3,18	
CATALENT I...	56,50	+3,06	

Flop 5

Název	Cena	+ - (%)	Trend
BROADCOM I...	1.658,63	-4,38	
RESMED INC...	205,83	-3,49	
MICRON TEC...	139,54	-3,22	
WESTROCK C...	50,71	-2,84	




51

Minulá výkonnost nezaručuje výkonnost budoucí.

Zdroj: FactSet

Aktuální analýzy a prognózy

Z trhů

Datum	Nadpis	Stáhnout
21.06.2024	 Week Ahead	
21.06.2024	 Global Equity Ratings	
14.06.2024	 Week Ahead	
13.06.2024	 US interest rate path remains uncertain	
07.06.2024	 Week Ahead	

NVIDIA COR... 127,10 -2,81 

Denní 1t 1m 6m 1r 3r

Futures a opce

Související Futures -

Související Opce -

Detaily

21.06.2024 23:34:45

Cena

5.464,62 USD

Změna

**-0,16%** (-8,55)

Základní údaje

ISIN US78378X1072

Symbol SP500

Stát USA

Typ cenného papíru Index

Nástroje v indexu 503

Tržní data

Otevírací cena 5.466,77 USD

Max 5.478,31 USD

Min 5.452,03 USD

Závěrečná cena (předchozí den) 5.473,17 USD

Obchodovaný objem (mil.) 5.262.188.426

Objem (kusy) 28.810.729.460.836

Výkonnost a riziko

	6m	1r	3r
Výkonn. (%)	+15,12%	+25,17%	+29,35%
Výkonn. (abs.)	+717,87	+1.098,93	+1.239,83
Beta	-	-	-
Volatilita	10,81	11,35	17,41



51



Minulá výkonnost nezaručuje výkonnost budoucí.

Zdroj: FactSet

Ceny

Ø cena 5 dní Ø objem 5 dní (ks.)	5.474,51 USD (2.589.357.753)
Ø cena 30 dní Ø objem 30 dní (ks.)	5.340,03 USD (2.215.230.312)
Ø cena 100 dní Ø objem 100 dní (ks.)	5.176,93 USD (2.305.151.832)
Ø cena 250 dní Ø objem 250 dní (ks.)	4.780,84 USD (2.284.855.959)
YTD Max datum	5.505,53 USD (20.06.2024)
YTD Min datum	4.682,11 USD (05.01.2024)
52týdenní max. datum	5.505,53 USD (20.06.2024)
52týdenní min. datum	4.103,78 USD (27.10.2023)

Složení

Název  ISIN	Cena	Změna %  Změna +/-	Výkonnost 	Datum Čas	Obrat v kusech  Peněžní obrat 
3M COMPANY US88579Y1010	102,39	0,72% 0,73		21.06.24 22:03:33	7.866.227 804.083.485,37
ABBOTT LABS US0028241000	105,72	-0,80% -0,85		21.06.24 22:00:02	10.329.146 1.093.016.667,43
ABBVIE INC. US00287Y1091	170,39	-1,01% -1,74		21.06.24 22:00:28	12.308.051 2.101.479.274,14
ACCENTURE PLC IE00B4BNMY34	308,98	0,92% 2,82		21.06.24 22:00:02	8.481.762 2.614.947.191,57
ADOBE INC. US00724F1012	533,44	2,01% 10,49		21.06.24 22:00:00	6.614.086 3.516.779.251,12
ADVANCED MICRO DEVICES IN... US0079031078	161,23	-0,34% -0,55		21.06.24 22:00:00	61.334.699 9.876.738.765,92
AES CORP US00130H1059	18,47	-2,07% -0,39		21.06.24 22:00:03	17.911.853 331.253.585,79
AFLAC INC. US0010551028	89,67	-0,10% -0,09		21.06.24 22:00:02	5.577.544 500.415.233,75
AGILENT TECHNOLOGIES INC. US00846U1016	133,25	0,39% 0,52		21.06.24 22:00:03	4.461.292 594.589.341,67
AIR PRODUCTS & CHEMICALS ... US0091581068	272,91	0,31% 0,84		21.06.24 22:00:02	2.500.376 680.591.692,23
AIRBNB INC. CLASS A US0090661010	149,57	1,14% 1,69		21.06.24 22:00:00	7.648.402 1.140.601.338,42
AKAMAI TECHNOLOGIES INC. US00971T1016	88,92	-0,49% -0,44		21.06.24 22:00:00	4.806.732 427.515.202,82
ALBEMARLE CORP US0126531013	94,66	0,93% 0,87		21.06.24 22:00:02	5.567.445 525.892.627,48
ALEXANDRIA REAL EST. EQU.... US0152711091	116,56	1,06% 1,22		21.06.24 22:00:02	1.936.393 225.220.761,00
ALIGN TECHNOLOGY INC. US0162551016	242,19	-0,17% -0,42		21.06.24 22:00:00	1.207.402 292.374.435,24
ALLEGION PLC IE00BFRT3W74	116,23	0,41% 0,48		21.06.24 22:00:03	1.510.931 175.415.466,75
ALLIANT ENERGY CORP US0188021085	50,95	-0,08% -0,04		21.06.24 22:00:00	3.960.641 202.375.429,08
ALLSTATE CORP US0200021014	160,51	-1,28% -2,08		21.06.24 22:00:02	2.016.573 323.294.849,85
ALPHABET INC A US02079K3059	179,63	1,89% 3,33		21.06.24 22:00:00	58.582.743 10.501.884.757,33
ALPHABET INC. CLASS C US02079K1079	180,26	1,43% 2,55		21.06.24 22:00:00	59.728.019 10.771.999.357,66
ALTRIA GROUP INC. US02209S1033	45,74	0,68% 0,31		21.06.24 22:00:02	28.886.684 1.321.176.959,26
AMAZON.COM INC. US0231351067	189,08	1,60% 2,98		21.06.24 22:00:00	72.931.754 13.720.444.655,05
AMCOR PLC JE00BJ1F3079	9,95	0,71% 0,07		21.06.24 22:00:02	13.631.498 135.403.434,51

AMEREN CORP US0236081024	70,25	-1,14% -0,81		21.06.24 22:00:02	3.325.424 234.470.966,24
AMERICAN AIRLINES GROUP I... US02376R1023	11,20	-0,36% -0,04		21.06.24 22:00:00	28.098.081 314.974.716,89
AMERICAN ELECTRIC POWER C... US0255371017	87,05	-0,94% -0,83		21.06.24 22:00:00	5.915.033 516.765.672,73
AMERICAN EXPRESS CO US0258161092	230,38	0,07% 0,17		21.06.24 22:01:46	5.064.401 1.166.548.295,99
AMERICAN INTERNATIONAL GR... US0268747849	74,89	0,01% 0,01		21.06.24 22:00:02	14.081.842 1.053.928.697,27
AMERICAN TOWER CORP US03027X1000	194,85	0,35% 0,68		21.06.24 22:00:02	2.837.037 552.390.283,01
AMERICAN WATER WORKS CORP... US0304201033	130,54	0,21% 0,28		21.06.24 22:00:03	1.960.281 255.730.291,29
AMERIPRISE FINANCIAL INC. US03076C1062	440,88	-0,30% -1,34		21.06.24 22:00:02	838.451 369.652.260,67
AMETEK INC. US0311001004	168,67	0,09% 0,15		21.06.24 22:00:02	1.601.078 270.145.780,29
AMGEN INC. US0311621009	308,16	-0,56% -1,73		21.06.24 22:00:00	6.933.277 2.146.201.575,88
AMPHENOL CORPORATION SER... US0320951017	68,73	0,42% 0,29		21.06.24 22:00:02	10.703.955 734.030.039,75
ANALOG DEVICES INC. US0326541051	231,05	0,67% 1,54		21.06.24 22:00:00	7.366.423 1.701.858.437,32
ANSYS INC. US03662Q1058	325,35	-0,10% -0,33		21.06.24 22:00:00	1.322.275 430.831.075,21
AON PLC CLASS A IE00BLP1HW54	297,46	0,29% 0,87		21.06.24 22:00:02	5.510.706 1.639.500.108,32
APA CORP. US03743Q1085	28,09	-0,74% -0,21		21.06.24 22:00:00	12.079.109 339.545.839,06
APPLE INC US0378331005	207,49	-1,04% -2,19		21.06.24 22:00:00	246.421.353 51.360.704.966,12
APPLIED MATERIALS INC US0382221051	235,41	-1,91% -4,58		21.06.24 22:00:00	15.389.140 3.627.832.106,21
APTIV PLC JE00B783TY65	75,21	2,68% 1,96		21.06.24 22:00:03	6.794.967 507.556.766,15
ARCH CAPITAL GROUP LTD. BMG0450A1053	101,89	-0,55% -0,56		21.06.24 22:00:00	4.271.267 434.978.479,31
ARCHER DANIELS MIDLAND CO US0394831020	61,35	0,56% 0,34		21.06.24 22:00:03	22.497.843 1.378.646.964,05
ARISTA NETWORKS INC. US0404131064	337,36	-0,83% -2,83		21.06.24 22:00:02	4.097.914 1.377.827.143,75
ARTHUR J GALLAGHER & CO. US3635761097	264,60	-0,02% -0,06		21.06.24 22:00:02	1.541.437 407.449.513,71
ASSURANT INC. US04621X1081	168,74	-0,51% -0,86		21.06.24 22:00:02	459.115 77.479.906,79
AT&T INC. US00206R1023	18,40	1,60% 0,29		21.06.24 22:03:26	72.567.207 1.330.568.945,25
ATMOS ENERGY CORP US0495601058	116,29	-0,76% -0,89		21.06.24 22:00:02	1.456.966 170.018.384,78
AUTODESK INC US0527691069	242,31	-0,49% -1,20		21.06.24 22:00:00	5.677.377 1.373.022.625,90
AUTOMATIC DATA PROCESSING... US0530151036	247,97	0,78% 1,91		21.06.24 22:00:00	3.022.851 748.423.658,51
AUTOZONE INC	2.990,35	-0,59%		21.06.24	192.060

US0533321024		-17,88		22:00:02	576.538.121,07
AVALONBAY COMMUNITIES INC...	203,89	0,97%	█	21.06.24	1.251.329
US0534841012		1,96		22:00:02	254.805.910,73
AVERY DENNISON CORP	226,94	0,42%	█	21.06.24	888.121
US0536111091		0,94		22:00:02	201.113.545,45
AXON ENTERPRISE INC	291,15	-0,68%		21.06.24	910.181
US05464C1018		-1,99		22:00:00	263.895.597,42
BAKER HUGHES INC. 'A'	32,93	-0,12%		21.06.24	14.462.825
US05722G1004		-0,04		22:00:00	476.777.621,68
BALL CORP	60,66	0,38%	█	21.06.24	4.669.041
US0584981064		0,23		22:00:02	283.337.857,80
BANK OF AMERICA CORP.	39,49	-1,25%		21.06.24	72.251.511
US0605051046		-0,50		22:00:02	2.858.009.512,72
BANK OF NEW YORK MELLON C...	58,82	-0,03%		21.06.24	12.367.201
US0640581007		-0,02		22:00:02	727.324.032,70
BATH & BODY WORKS INC.	41,92	-0,90%		21.06.24	4.158.806
US0708301041		-0,38		22:00:02	174.256.506,67
BAXTER INTERNATIONAL INC	34,29	0,85%	█	21.06.24	6.949.915
US0718131099		0,29		22:00:03	238.023.493,32
BECTON DICKINSON AND CO.	238,29	-0,05%		21.06.24	2.014.700
US0758871091		-0,11		22:00:02	480.272.331,25
BERKSHIRE HATHAWAY INC. C...	409,62	0,11%		21.06.24	9.012.935
US0846707026		0,47		22:03:21	3.690.599.910,38
BEST BUY CORP INC.	90,40	-2,13%		21.06.24	7.165.835
US0865161014		-1,97		22:00:02	648.790.782,62
BIO-RAD LABORATORIES INC.	287,98	0,83%	█	21.06.24	1.318.032
US0905722072		2,36		22:00:02	379.125.521,02
BIO-TECHNE CORP.	73,66	-1,17%		21.06.24	1.578.266
US09073M1045		-0,87		22:00:00	116.605.584,92
BIOGEN IDEC INC.	224,00	-0,70%		21.06.24	3.013.444
US09062X1037		-1,58		22:00:00	675.459.146,72
BLACKROCK INC.	787,60	0,61%	█	21.06.24	872.955
US09247X1019		4,77		22:00:02	686.829.256,40
BLACKSTONE INC.	124,12	-0,45%		21.06.24	5.209.800
US09260D1072		-0,56		22:00:42	646.579.956,20
BOEING CO., THE	176,56	0,15%		21.06.24	8.635.096
US0970231058		0,26		22:00:02	1.525.465.113,35
BOOKING HOLDINGS INC.	3.989,10	0,43%	█	21.06.24	498.275
US09857L1089		17,02		22:00:00	1.985.262.895,54
BORGWARNER INC.	33,13	0,00%		21.06.24	3.852.342
US0997241064		0,00		22:00:02	127.495.486,52
BOSTON PROPERTIES INC.	61,50	0,15%		21.06.24	1.563.801
US1011211018		0,09		22:00:02	96.171.537,28
BOSTON SCIENTIFIC CORP	77,71	0,92%	█	21.06.24	9.938.194
US1011371077		0,71		22:00:02	770.450.510,41
BRISTOL-MYERS SQUIBB CO.	41,93	2,17%	█	21.06.24	35.830.690
US1101221083		0,89		22:00:02	1.497.549.859,27
BROADCOM INC.	1.658,63	-4,38%		21.06.24	9.999.861
US11135F1012		-75,93		22:00:00	16.769.689.170,51
BROADRIDGE FINANCIAL SOLU...	200,79	0,43%	█	21.06.24	777.778
US11133T1034		0,85		22:00:03	156.033.576,17
BROWN & BROWN INC.	93,02	0,14%		21.06.24	1.921.661
US1152361010		0,13		22:00:02	178.528.781,79
BROWN-FORMAN CORP	43,60	0,67%	█	21.06.24	9.368.287
US1156372096		0,29		22:00:02	408.265.829,53

BUILDERS FIRSTSOURCE INC. US12008R1077	143,19	-1,07% -1,55		21.06.24 22:00:02	4.532.363 646.905.624,27
BUNGE GLOBAL SA CH1300646267	105,87	2,45% 2,53	█	21.06.24 22:00:02	4.205.704 443.634.172,43
C.H. ROBINSON WORLDWIDE I... US12541W2098	86,79	-0,80% -0,70		21.06.24 22:00:00	4.337.419 377.094.192,25
CADENCE DESIGN SYSTEMS IN... US1273871087	318,39	-0,04% -0,14		21.06.24 22:00:00	2.713.394 862.911.383,06
CAESARS ENTERTAINMENT INC... US12769G1004	39,16	0,93% 0,36	█	21.06.24 22:00:00	4.711.054 183.929.018,75
CAMDEN PROPERTY TRUST US1331311027	109,70	0,30% 0,33		21.06.24 22:00:02	1.256.323 137.843.668,49
CAMPBELL SOUP COMPANY US1344291091	44,51	-0,54% -0,24		21.06.24 22:00:02	5.453.335 243.552.793,67
CAPITAL ONE FINANCIAL COR... US14040H1059	136,77	-0,98% -1,36		21.06.24 22:00:02	3.152.706 430.569.903,68
CARDINAL HEALTH INC. US14149Y1082	104,63	0,25% 0,26		21.06.24 22:00:02	4.413.092 461.237.694,04
CARMAX INC. US1431301027	71,63	0,38% 0,27		21.06.24 22:00:03	5.677.851 409.174.535,98
CARNIVAL CORP. PA1436583006	16,07	0,06% 0,01		21.06.24 22:00:02	25.164.163 402.412.388,29
CARRIER GLOBAL CORP US14448C1045	62,88	-1,80% -1,15		21.06.24 22:00:02	6.381.659 400.976.178,82
CATALENT INC. US1488061029	56,50	3,06% 1,68	█	21.06.24 22:00:51	5.558.416 314.605.742,44
CATERPILLAR INC US1491231015	327,84	-0,39% -1,29		21.06.24 22:00:02	8.265.206 2.711.552.380,73
CBOE GLOBAL MARKETS INC. US12503M1080	175,91	2,07% 3,57	█	21.06.24 22:00:00	1.438.581 250.300.384,79
CBRE GROUP INC US12504L1098	90,38	0,22% 0,20		21.06.24 22:00:02	3.747.016 338.675.932,98
CDW CORP. US12514G1085	235,49	1,53% 3,56	█	21.06.24 22:00:00	2.325.197 545.979.636,14
CELANESE CORP US1508701034	137,00	-0,76% -1,05		21.06.24 22:00:02	2.278.622 312.106.131,14
CENCORA INC. US03073E1055	236,68	0,42% 1,00		21.06.24 22:00:03	5.382.684 1.274.410.135,72
CENTENE CORP US15135B1017	67,93	0,67% 0,45		21.06.24 22:00:02	5.482.575 371.230.349,29
CENTERPOINT ENERGY INC. US15189T1079	31,00	-0,90% -0,28		21.06.24 22:00:02	8.594.738 267.861.072,84
CF INDUSTRIES HOLDINGS IN... US1252691001	73,11	-1,38% -1,02		21.06.24 22:00:02	5.844.724 428.209.847,32