

S&P 500

ISIN: US78378X1072 WKN: -

Overview

2024/06/14 23:20:41

Price

5,431.60 USDDifference  -0.04% (-2.14)

General attributes

ISIN	US78378X1072
Symbol	SP500
Country	USA
Instruments in index	503
Type of index	Price Index
Security type	Index

Market data

Open	5,424.08 USD
High	5,432.39 USD
Low	5,403.75 USD
Close (prev. day)	5,433.74 USD
Trading volume (m)	2,243,055,474
Volume (pcs)	29,291,068,023

Top 5

Name 	Price	+ - (%)	Trend 
ADOBE INC.	525.31	+14.51	
HASBRO INC...	61.50	+6.00	
GILEAD SCI...	65.06	+3.62	
BROADCOM I...	1,735.04	+3.34	
SERVICENOW...	728.58	+2.65	

Intraday 1W 1M 6m 1Y 3Y

Flop 5

Name 	Price	+ - (%) 	Trend 
NORWEGIAN ...	16.56	-7.49	
CARNIVAL C...	15.34	-7.09	
FIRST SOLA...	273.61	-6.16	
APTIV PLC	70.30	-5.65	
ALIGN TECH...	256.01	-5.63	

Intraday 1W 1M 6m 1Y 3Y











5Y



Information about previous performance does not guarantee future performance.

Source: FactSet

Recent research

on market		
Date	Headline	Download
2024/06/14	 Week Ahead	
2024/06/13	 US interest rate path remains uncertain	
2024/06/07	 Week Ahead	
2024/05/31	 Week Ahead	
2024/05/29	 Global Equity Ratings	

Futures and Options

Related Futures -

Related Options -

Details

2024/06/14 23:20:41

Price

5,431.60 USD

Difference

**-0.04%** (-2.14)

General attributes

ISIN US78378X1072

Symbol SP500

Country USA

Security type Index

Instruments in index 503

Market data

Open 5,424.08 USD

High 5,432.39 USD

Low 5,403.75 USD

Close (prev. day) 5,433.74 USD

Trading volume (m) 2,243,055,474

Volume (pcs) 29,291,068,023

Performance and Risk

	6m	1Y	3Y
Perf (%)	+15.09%	+24.22%	+27.65%
Perf (abs.)	+712.05	+1,059.01	+1,176.45
Beta	-	-	-
Volatility	11.06	11.37	17.43



5Y

Information about previous performance does not guarantee future performance.
Source: FactSet

Price data

Ø price 5 days Ø volume 5 days (pcs.)	5,404.50 USD (2,418,508,272)
Ø price 30 days Ø volume 30 days (pcs.)	5,297.10 USD (2,129,103,745)
Ø price 100 days Ø volume 100 days (pcs.)	5,151.03 USD (2,313,234,543)
Ø price 250 days Ø volume 250 days (pcs.)	4,763.48 USD (2,263,875,109)
YTD High date	5,447.25 USD (2024/06/12)
YTD Low date	4,682.11 USD (2024/01/05)
52 Weeks High date	5,447.25 USD (2024/06/12)
52 Weeks Low date	4,103.78 USD (2023/10/27)

Composition

Name ISIN	Price	Diff % Diff +/-	Performance	Date Time	Turnover Pc. Turnover Money
3M COMPANY US88579Y1010	100.90	-0.63% -0.64		24/06/14 22:00:02	2,685,142 270,200,193.62
ABBOTT LABS US0028241000	103.68	0.22% 0.23		24/06/14 22:00:01	3,683,145 380,888,052.15
ABBVIE INC. US00287Y1091	168.59	1.22% 2.03		24/06/14 22:00:02	4,377,638 736,982,972.49
ACCENTURE PLC IE00B4BNMY34	286.71	1.55% 4.39		24/06/14 22:00:02	2,966,211 846,552,351.09
ADOBE INC. US00724F1012	525.31	14.51% 66.57		24/06/14 22:00:00	14,846,614 7,807,782,247.49
ADVANCED MICRO DEVICES IN... US0079031078	159.63	-0.17% -0.27		24/06/14 22:00:00	34,054,023 5,425,985,972.03
AES CORP US00130H1059	19.34	-1.33% -0.26		24/06/14 22:00:01	3,960,474 76,522,554.62
AFLAC INC. US0010551028	87.04	-0.31% -0.27		24/06/14 22:00:01	1,330,743 115,680,792.87
AGILENT TECHNOLOGIES INC. US00846U1016	129.85	-0.55% -0.72		24/06/14 22:00:02	2,163,274 281,068,817.68
AIR PRODUCTS & CHEMICALS ... US0091581068	275.14	-3.56% -10.17		24/06/14 22:00:01	1,503,360 417,516,758.40
AIRBNB INC. CLASS A US0090661010	145.97	-0.09% -0.13		24/06/14 22:00:00	2,754,612 400,220,562.92
AKAMAI TECHNOLOGIES INC. US00971T1016	89.09	0.84% 0.74		24/06/14 22:00:00	1,292,500 115,101,985.05
ALBEMARLE CORP US0126531013	103.51	-4.01% -4.32		24/06/14 22:00:02	3,910,603 408,097,239.17
ALEXANDRIA REAL EST. EQU.... US0152711091	116.32	-0.65% -0.76		24/06/14 22:00:01	495,543 57,633,216.57
ALIGN TECHNOLOGY INC. US0162551016	256.01	-5.63% -15.27		24/06/14 22:00:00	1,078,476 277,706,161.96
ALLEGION PLC IE00BFRT3W74	116.36	-1.95% -2.32		24/06/14 22:00:02	480,134 55,834,827.49
ALLIANT ENERGY CORP US0188021085	49.84	0.00% 0.00		24/06/14 22:00:00	949,338 47,249,548.98
ALLSTATE CORP US0200021014	157.07	-2.34% -3.76		24/06/14 22:00:02	1,986,593 312,689,183.65
ALPHABET INC A US02079K3059	176.79	0.93% 1.63		24/06/14 22:00:00	18,063,555 3,185,522,899.92
ALPHABET INC. CLASS C US02079K1079	178.37	0.92% 1.63		24/06/14 22:00:00	12,361,571 2,200,445,284.19
ALTRIA GROUP INC. US02209S1033	44.32	-1.01% -0.45		24/06/14 22:00:02	10,651,618 470,553,373.73
AMAZON.COM INC. US0231351067	183.66	-0.09% -0.17		24/06/14 22:00:00	25,456,410 4,663,926,897.66
AMCOR PLC JE00BJ1F3079	9.96	-0.80% -0.08		24/06/14 22:00:02	5,366,340 53,510,390.75

AMEREN CORP US0236081024	70.12	0.17% 0.12		24/06/14 22:00:01	1,089,740 76,347,676.28
AMERICAN AIRLINES GROUP I... US02376R1023	11.28	-1.40% -0.16		24/06/14 22:00:00	42,272,467 472,840,682.62
AMERICAN ELECTRIC POWER C... US0255371017	88.00	0.11% 0.10		24/06/14 22:00:00	1,401,581 123,120,369.80
AMERICAN EXPRESS CO US0258161092	224.82	1.18% 2.63		24/06/14 22:00:02	2,373,907 532,218,416.96
AMERICAN INTERNATIONAL GR... US0268747849	73.42	-0.39% -0.29		24/06/14 22:00:02	3,298,194 242,310,444.98
AMERICAN TOWER CORP US03027X1000	197.03	0.96% 1.87		24/06/14 22:00:02	1,933,242 380,404,041.53
AMERICAN WATER WORKS CORP... US0304201033	129.30	0.06% 0.08		24/06/14 22:00:02	953,785 123,124,014.93