

## S&amp;P 500

ISIN: US78378X1072 WKN: -

## Přehled

14.06.2024 23:20:41

Cena

**5.431,60** USDZměna  -0,04% (-2,14)

## Základní údaje

ISIN	US78378X1072
Symbol	SP500
Stát	USA
Nástroje v indexu	503
Typ indexu	Price Index
Typ cenného papíru	Index

## Tržní data

Otevírací cena	5.424,08 USD
Max	5.432,39 USD
Min	5.403,75 USD
Závěrečná cena (předchozí den)	5.433,74 USD
Obchodovaný objem (mil.)	2.243.055.474
Objem (kusy)	29.291.068.023

## Top 5

Název 	Cena	+ - (%)	Trend 
ADOBE INC.	525,31	+14,51	
HASBRO INC...	61,50	+6,00	
GILEAD SCI...	65,06	+3,62	
BROADCOM I...	1.735,04	+3,34	
SERVICENOW...	728,58	+2,65	
Denní	1t 1m 6m 1r 3r		

## Flop 5

Název 	Cena	+ - (%)	Trend 
NORWEGIAN ...	16,56	-7,49	
CARNIVAL C...	15,34	-7,09	
FIRST SOLA...	273,61	-6,16	
APTIV PLC	70,30	-5,65	
ALIGN TECH...	256,01	-5,63	




51

Minulá výkonnost nezaručuje výkonnost budoucí.

Zdroj: FactSet

## Aktuální analýzy a prognózy

## Z trhů

Datum	Nadpis	Stáhnout
14.06.2024	 Week Ahead	
13.06.2024	 US interest rate path remains uncertain	
07.06.2024	 Week Ahead	
31.05.2024	 Week Ahead	
29.05.2024	 Global Equity Ratings	

Denní 1t 1m 6m 1r 3r

**Futures a opce**

Související Futures -

Související Opce -

## Detaily

14.06.2024 23:20:41

Cena

**5.431,60** USD

Změna



-0,04% (-2,14)

### Základní údaje

ISIN US78378X1072

Symbol SP500

Stát USA

Typ cenného papíru Index

Nástroje v indexu 503

### Tržní data

Otevírací cena 5.424,08 USD

Max 5.432,39 USD

Min 5.403,75 USD

Závěrečná cena (předchozí den) 5.433,74 USD

Obchodovaný objem (mil.) 2.243.055.474

Objem (kusy) 29.291.068.023

### Výkonnost a riziko

	6m	1r	3r
Výkonn. (%)	+15,09%	+24,22%	+27,65%
Výkonn. (abs.)	+712,05	+1.059,01	+1.176,45
Beta	-	-	-
Volatilita	11,06	11,37	17,43



51

Minulá výkonnost nezaručuje výkonnost budoucí.

Zdroj: FactSet




























### Ceny

Ø cena 5 dní   Ø objem 5 dní (ks.)	5.404,50 USD (2.418.508.272)
Ø cena 30 dní   Ø objem 30 dní (ks.)	5.297,10 USD (2.129.103.745)
Ø cena 100 dní   Ø objem 100 dní (ks.)	5.151,03 USD (2.313.234.543)
Ø cena 250 dní   Ø objem 250 dní (ks.)	4.763,48 USD (2.263.875.109)
YTD Max   datum	5.447,25 USD (12.06.2024)
YTD Min   datum	4.682,11 USD (05.01.2024)
52týdenní max.   datum	5.447,25 USD (12.06.2024)
52týdenní min.   datum	4.103,78 USD (27.10.2023)

## Složení

Název  ISIN	Cena	Změna %  Změna +/-	Výkonnost 	Datum Čas	Obrát v kusech  Peněžní obrát 
3M COMPANY US88579Y1010	100,90	-0,63% -0,64		14.06.24 22:00:02	2.685.142 270.200.193,62
ABBOTT LABS US0028241000	103,68	0,22% 0,23		14.06.24 22:00:01	3.683.145 380.888.052,15
ABBVIE INC. US00287Y1091	168,59	1,22% 2,03		14.06.24 22:00:02	4.377.638 736.982.972,49
ACCENTURE PLC IE00B4BNMY34	286,71	1,55% 4,39		14.06.24 22:00:02	2.966.211 846.552.351,09
ADOBE INC. US00724F1012	525,31	14,51% 66,57		14.06.24 22:00:00	14.846.614 7.807.782.247,49
ADVANCED MICRO DEVICES IN... US0079031078	159,63	-0,17% -0,27		14.06.24 22:00:00	34.054.023 5.425.985.972,03
AES CORP US00130H1059	19,34	-1,33% -0,26		14.06.24 22:00:01	3.960.474 76.522.554,62
AFLAC INC. US0010551028	87,04	-0,31% -0,27		14.06.24 22:00:01	1.330.743 115.680.792,87
AGILENT TECHNOLOGIES INC. US00846U1016	129,85	-0,55% -0,72		14.06.24 22:00:02	2.163.274 281.068.817,68
AIR PRODUCTS & CHEMICALS ... US0091581068	275,14	-3,56% -10,17		14.06.24 22:00:01	1.503.360 417.516.758,40
AIRBNB INC. CLASS A US0090661010	145,97	-0,09% -0,13		14.06.24 22:00:00	2.754.612 400.220.562,92
AKAMAI TECHNOLOGIES INC. US00971T1016	89,09	0,84% 0,74		14.06.24 22:00:00	1.292.500 115.101.985,05
ALBEMARLE CORP US0126531013	103,51	-4,01% -4,32		14.06.24 22:00:02	3.910.603 408.097.239,17
ALEXANDRIA REAL EST. EQU.... US0152711091	116,32	-0,65% -0,76		14.06.24 22:00:01	495.543 57.633.216,57
ALIGN TECHNOLOGY INC. US0162551016	256,01	-5,63% -15,27		14.06.24 22:00:00	1.078.476 277.706.161,96
ALLEGION PLC IE00BFRT3W74	116,36	-1,95% -2,32		14.06.24 22:00:02	480.134 55.834.827,49
ALLIANT ENERGY CORP US0188021085	49,84	0,00% 0,00		14.06.24 22:00:00	949.338 47.249.548,98
ALLSTATE CORP US0200021014	157,07	-2,34% -3,76		14.06.24 22:00:02	1.986.593 312.689.183,65
ALPHABET INC A US02079K3059	176,79	0,93% 1,63		14.06.24 22:00:00	18.063.555 3.185.522.899,92
ALPHABET INC. CLASS C US02079K1079	178,37	0,92% 1,63		14.06.24 22:00:00	12.361.571 2.200.445.284,19
ALTRIA GROUP INC. US02209S1033	44,32	-1,01% -0,45		14.06.24 22:00:02	10.651.618 470.553.373,73
AMAZON.COM INC. US0231351067	183,66	-0,09% -0,17		14.06.24 22:00:00	25.456.410 4.663.926.897,66
AMCOR PLC JE00BJ1F3079	9,96	-0,80% -0,08		14.06.24 22:00:02	5.366.340 53.510.390,75

AMEREN CORP US0236081024	70,12	0,17% 0,12		14.06.24 22:00:01	1.089.740 76.347.676,28
AMERICAN AIRLINES GROUP I... US02376R1023	11,28	-1,40% -0,16		14.06.24 22:00:00	42.272.467 472.840.682,62
AMERICAN ELECTRIC POWER C... US0255371017	88,00	0,11% 0,10		14.06.24 22:00:00	1.401.581 123.120.369,80
AMERICAN EXPRESS CO US0258161092	224,82	1,18% 2,63		14.06.24 22:00:02	2.373.907 532.218.416,96
AMERICAN INTERNATIONAL GR... US0268747849	73,42	-0,39% -0,29		14.06.24 22:00:02	3.298.194 242.310.444,98
AMERICAN TOWER CORP US03027X1000	197,03	0,96% 1,87		14.06.24 22:00:02	1.933.242 380.404.041,53
AMERICAN WATER WORKS CORP... US0304201033	129,30	0,06% 0,08		14.06.24 22:00:02	953.785 123.124.014,93
AMERIPRISE FINANCIAL INC. US03076C1062	423,86	-0,71% -3,05		14.06.24 22:00:01	248.941 105.431.267,84
AMETEK INC. US0311001004	167,02	-3,81% -6,62		14.06.24 22:00:01	1.875.898 312.314.096,49
AMGEN INC. US0311621009	298,62	0,04% 0,12		14.06.24 22:00:00	1.713.616 510.935.796,71
AMPHENOL CORPORATION SER... US0320951017	68,27	-1,04% -0,72		14.06.24 22:00:02	3.996.512 272.083.972,26
ANALOG DEVICES INC. US0326541051	231,19	-1,21% -2,84		14.06.24 22:00:00	2.252.494 520.945.973,50
ANSYS INC. US03662Q1058	323,17	-0,57% -1,84		14.06.24 22:00:00	529.061 170.960.595,27
AON PLC CLASS A IE00BLP1HW54	295,39	-0,01% -0,03		14.06.24 22:00:01	860.487 254.018.039,27
APA CORP. US03743Q1085	27,82	-2,63% -0,75		14.06.24 22:00:00	9.514.786 263.659.632,32
APPLE INC US0378331005	212,49	-0,82% -1,75		14.06.24 22:00:00	70.122.748 14.919.292.323,19
APPLIED MATERIALS INC US0382221051	237,03	-0,22% -0,52		14.06.24 22:00:00	3.306.544 781.742.442,54
APTIV PLC JE00B783TY65	70,30	-5,65% -4,21		14.06.24 22:00:02	3.007.356 212.324.549,15
ARCH CAPITAL GROUP LTD. BMG0450A1053	97,26	-1,91% -1,89		14.06.24 22:00:00	1.638.616 159.733.241,32
ARCHER DANIELS MIDLAND CO US0394831020	59,50	-2,03% -1,23		14.06.24 22:00:01	2.623.931 156.338.459,25
ARISTA NETWORKS INC. US0404131064	328,50	-0,96% -3,17		14.06.24 22:00:02	2.147.959 705.257.257,84
ARTHUR J GALLAGHER & CO. US3635761097	258,24	-0,97% -2,54		14.06.24 22:00:01	637.176 164.599.636,46
ASSURANT INC. US04621X1081	165,54	-1,53% -2,58		14.06.24 22:00:02	360.466 59.768.141,17
AT&T INC. US00206R1023	17,64	-0,17% -0,03		14.06.24 22:03:20	22.652.283 398.400.958,98
ATMOS ENERGY CORP US0495601058	116,15	-0,02% -0,02		14.06.24 22:00:02	818.916 94.919.526,72
AUTODESK INC US0527691069	225,87	1,24% 2,77		14.06.24 22:00:00	2.562.973 578.867.723,98
AUTOMATIC DATA PROCESSING... US0530151036	242,62	-0,10% -0,25		14.06.24 22:00:00	1.106.921 268.160.176,35
AUTOZONE INC	2.835,82	0,80%		14.06.24	114.635

US0533321024		22,42		22:00:01	323.509.541,83
AVALONBAY COMMUNITIES INC...	201,89	0,99%		14.06.24	409.989
US0534841012		1,98		22:00:02	82.506.848,34
AVERY DENNISON CORP	226,53	-0,80%		14.06.24	307.232
US0536111091		-1,83		22:00:02	69.484.189,86
AXON ENTERPRISE INC	292,33	-0,39%		14.06.24	401.104
US05464C1018		-1,15		22:00:00	117.012.054,81
BAKER HUGHES INC. 'A'	31,09	-1,71%		14.06.24	5.243.299
US05722G1004		-0,54		22:00:00	163.139.441,34
BALL CORP	66,01	-0,32%		14.06.24	1.320.262
US0584981064		-0,21		22:00:02	87.042.270,48
BANK OF AMERICA CORP.	39,24	-0,05%		14.06.24	32.347.866
US0605051046		-0,02		22:00:02	1.267.896.049,15
BANK OF NEW YORK MELLON C...	58,02	-0,82%		14.06.24	2.329.752
US0640581007		-0,48		22:00:02	135.418.068,50
BATH & BODY WORKS INC.	43,26	-1,19%		14.06.24	2.215.417
US0708301041		-0,52		22:00:02	96.213.146,77
BAXTER INTERNATIONAL INC	33,78	0,12%		14.06.24	4.085.398
US0718131099		0,04		22:00:02	137.615.202,60
BECTON DICKINSON AND CO.	233,73	0,76%		14.06.24	1.053.942
US0758871091		1,76		22:00:02	245.699.541,69
BERKSHIRE HATHAWAY INC. C...	405,54	-0,09%		14.06.24	2.772.449
US0846707026		-0,38		22:00:43	1.123.344.201,62
BEST BUY CORP INC.	87,21	-0,59%		14.06.24	2.857.587
US0865161014		-0,52		22:00:02	248.741.489,41
BIO-RAD LABORATORIES INC.	282,26	0,16%		14.06.24	203.946
US0905722072		0,46		22:00:01	57.484.695,65
BIO-TECHNE CORP.	75,87	-1,31%		14.06.24	787.761
US09073M1045		-1,01		22:00:00	59.752.185,26
BIOGEN IDEC INC.	231,69	-0,92%		14.06.24	747.882
US09062X1037		-2,15		22:00:00	173.169.214,27
BLACKROCK INC.	769,33	-0,05%		14.06.24	376.815
US09247X1019		-0,38		22:00:02	289.096.231,63
BLACKSTONE INC.	121,25	-0,79%		14.06.24	1.685.481
US09260D1072		-0,96		22:00:02	203.803.060,37
BOEING CO., THE	177,27	-1,90%		14.06.24	5.105.974
US0970231058		-3,43		22:00:02	905.915.646,49
BOOKING HOLDINGS INC.	3.859,10	0,08%		14.06.24	143.721
US09857L1089		2,96		22:00:00	552.490.162,28
BORGWARNER INC.	32,36	-4,00%		14.06.24	2.742.553
US0997241064		-1,35		22:00:02	88.439.981,68
BOSTON PROPERTIES INC.	61,64	0,55%		14.06.24	1.566.202
US1011211018		0,34		22:00:02	96.371.407,34
BOSTON SCIENTIFIC CORP	76,76	-0,26%		14.06.24	3.540.518
US1011371077		-0,20		22:00:02	271.812.177,04
BRISTOL-MYERS SQUIBB CO.	41,20	-0,68%		14.06.24	14.271.103
US1101221083		-0,28		22:00:02	590.095.793,67
BROADCOM INC.	1.735,04	3,34%		14.06.24	6.970.471
US11135F1012		56,05		22:00:00	11.994.664.102,38
BROADRIDGE FINANCIAL SOLU...	195,13	-0,14%		14.06.24	289.934
US11133T1034		-0,28		22:00:02	56.402.367,48
BROWN & BROWN INC.	90,08	-0,49%		14.06.24	648.624
US1152361010		-0,44		22:00:02	58.390.591,89
BROWN-FORMAN CORP	43,66	1,94%		14.06.24	1.810.773
US1156372096		0,83		22:00:02	78.604.017,97

BUILDERS FIRSTSOURCE INC. US12008R1077	149,55	-1,06% -1,60		14.06.24 22:00:02	1.330.344 197.319.669,82
BUNGE GLOBAL SA CH1300646267	102,83	-0,30% -0,31		14.06.24 22:00:01	760.710 78.157.187,35
C.H. ROBINSON WORLDWIDE I... US12541W2098	83,60	-1,09% -0,92		14.06.24 22:00:00	1.009.444 84.006.984,74
CADENCE DESIGN SYSTEMS IN... US1273871087	312,10	1,48% 4,56	█	14.06.24 22:00:00	1.428.109 444.146.333,86
CAESARS ENTERTAINMENT INC... US12769G1004	36,03	-4,91% -1,86		14.06.24 22:00:00	4.141.328 149.539.635,89
CAMDEN PROPERTY TRUST US1331311027	108,04	0,98% 1,05	█	14.06.24 22:00:02	441.541 47.626.012,67
CAMPBELL SOUP COMPANY US1344291091	43,99	1,15% 0,50	█	14.06.24 22:00:02	4.003.285 176.429.191,97
CAPITAL ONE FINANCIAL COR... US14040H1059	133,70	-1,03% -1,39		14.06.24 22:00:02	2.612.963 349.942.395,94
CARDINAL HEALTH INC. US14149Y1082	100,20	-0,41% -0,41		14.06.24 22:00:02	1.442.612 144.559.764,61
CARMAX INC. US1431301027	69,91	-0,54% -0,38		14.06.24 22:00:02	2.010.918 139.331.486,90
CARNIVAL CORP. PA1436583006	15,34	-7,09% -1,17		14.06.24 22:00:02	56.577.705 869.314.697,01
CARRIER GLOBAL CORP US14448C1045	64,35	0,56% 0,36	█	14.06.24 22:00:02	4.396.241 280.270.218,09
CATALENT INC. US1488061029	55,48	-0,88% -0,49		14.06.24 22:00:01	1.522.347 84.480.272,43
CATERPILLAR INC US1491231015	321,47	-1,50% -4,89		14.06.24 22:00:02	4.195.333 1.343.572.816,37
CBOE GLOBAL MARKETS INC. US12503M1080	167,60	-0,66% -1,11		14.06.24 22:00:00	456.519 76.655.848,14
CBRE GROUP INC US12504L1098	86,90	-2,40% -2,14		14.06.24 22:00:02	2.162.994 188.442.970,20
CDW CORP. US12514G1085	223,19	-0,85% -1,91		14.06.24 22:00:00	577.970 128.662.749,97
CELANESE CORP US1508701034	139,39	-3,30% -4,75		14.06.24 22:00:02	710.430 99.507.275,46
CENCORA INC. US03073E1055	232,53	0,13% 0,30		14.06.24 22:00:02	919.681 213.587.242,47
CENTENE CORP US15135B1017	68,93	-0,07% -0,05		14.06.24 22:00:02	3.722.889 256.226.881,61
CENTERPOINT ENERGY INC. US15189T1079	30,85	-0,16% -0,05		14.06.24 22:00:02	5.105.822 157.018.665,35
CF INDUSTRIES HOLDINGS IN... US1252691001	73,26	0,42% 0,31	█	14.06.24 22:00:02	1.763.954 129.272.788,19