

S&P 500

ISIN: US78378X1072 WKN: -

Přehled

23.05.2024 19:30:00

Cena

5.304,72 USDZměna  -0,04% (-2,29)

Základní údaje

ISIN	US78378X1072
Symbol	SP500
Stát	USA
Nástroje v indexu	503
Typ indexu	Price Index
Typ cenného papíru	Index

Tržní data


Otevírací cena	5.340,26 USD
Max	5.341,88 USD
Min	5.298,68 USD
Závěrečná cena (předchozí den)	5.307,01 USD
Obchodovaný objem (mil.)	1.059.948.996
Objem (kusy)	38.706.697.593

Top 5

Název 	Cena	+ - (%)	Trend 
NVIDIA COR...	1.059,35	+11,57	
INTERNATIO...	43,575	+4,65	
SYNOPSISYS I...	597,70	+4,29	
RALPH LAUR...	170,55	+3,87	
VISTRA COR...	97,535	+3,46	

Denní **1t** 1m 6m 1r 3r

Flop 5

Název 	Cena	+ - (%)	Trend 
LIVE NATIO...	93,805	-7,49	
BOEING CO...	173,925	-6,63	
FMC CORPOR...	60,66	-4,65	

51













Minulá výkonnost nezaručuje výkonnost budoucí.

Zdroj: FactSet

Aktuální analýzy a prognózy

Z trhů

Datum	Nadpis	Stáhnout
17.05.2024	 Week Ahead	
10.05.2024	 Week Ahead	
03.05.2024	 Week Ahead	
02.05.2024	 FX markets reflect uncertain interest rate outlook	
02.05.2024	 Fed continues to wait for price pressure to ease	

COMERICA I...	50,81	-4,60	↓
---------------	-------	-------	---

GLOBE LIFE...	81,82	-4,42	↓
---------------	-------	-------	---

Denní	1t	1m	6m	1r	3r
-------	----	----	----	----	----

Futures a opce

Související Futures	-
---------------------	---

Související Opce	-
------------------	---

Detaily

23.05.2024 19:30:00

Cena

5.304,72 USD

Změna

**-0,04%** (-2,29)

Základní údaje

ISIN US78378X1072

Symbol SP500

Stát USA

Typ cenného papíru Index

Nástroje v indexu 503

Tržní data

Otevírací cena 5.340,26 USD

Max 5.341,88 USD

Min 5.298,68 USD

Závěrečná cena (předchozí den) 5.307,01 USD

Obchodovaný objem (mil.) 1.059.948.996

Objem (kusy) 38.706.697.593

Výkonnost a riziko

	6m	1r	3r
Výkonn. (%)	+16,47%	+26,58%	+27,70%
Výkonn. (abs.)	+750,39	+1.114,38	+1.151,15
Beta	-	-	-
Volatilita	10,99	11,55	17,41

51



Minulá výkonnost nezaručuje výkonnost budoucí.

Zdroj: FactSet

Ceny

Ø cena 5 dní Ø objem 5 dní (ks.)	5.307,38 USD (2.013.139.799)
Ø cena 30 dní Ø objem 30 dní (ks.)	5.146,86 USD (2.284.995.913)
Ø cena 100 dní Ø objem 100 dní (ks.)	5.062,77 USD (2.332.841.917)
Ø cena 250 dní Ø objem 250 dní (ks.)	4.699,64 USD (2.275.916.156)
YTD Max datum	5.325,49 USD (16.05.2024)
YTD Min datum	4.682,11 USD (05.01.2024)
52týdenní max. datum	5.325,49 USD (16.05.2024)
52týdenní min. datum	4.103,78 USD (27.10.2023)

Složení

Název  ISIN	Cena	Změna %  Změna +/-	Výkonnost 	Datum Čas	Obrat v kusech  Peněžní obrat 
3M COMPANY US88579Y1010	100,06	-0,72% -0,73		23.05.24 19:30:01	1.730.846 172.937.643,10
ABBOTT LABS US0028241000	104,65	-0,16% -0,17		23.05.24 19:29:59	2.544.616 265.313.789,30
ABBVIE INC. US00287Y1091	159,33	-0,18% -0,28		23.05.24 19:29:41	1.856.166 295.530.755,83
ACCENTURE PLC IE00B4BNMY34	306,11	-0,33% -1,00		23.05.24 19:28:54	865.404 265.794.477,04
ADOBE INC. US00724F1012	483,435	-0,10% -0,50		23.05.24 19:29:59	1.097.640 535.231.369,12
ADVANCED MICRO DEVICES IN... US0079031078	161,985	-2,14% -3,54		23.05.24 19:30:02	64.583.157 10.667.956.808,72
AES CORP US00130H1059	20,755	-0,84% -0,18		23.05.24 19:30:00	2.512.950 52.038.963,47
AFLAC INC. US0010551028	87,29	-0,42% -0,37		23.05.24 19:30:00	535.602 46.899.890,36
AGILENT TECHNOLOGIES INC. US00846U1016	151,755	-0,73% -1,12		23.05.24 19:29:29	413.484 62.763.257,02
AIR PRODUCTS & CHEMICALS ... US0091581068	262,895	-0,66% -1,76		23.05.24 19:30:00	601.919 158.542.932,31
AIRBNB INC. CLASS A US0090661010	142,68	-0,02% -0,03		23.05.24 19:30:00	1.836.164 262.479.150,81
AKAMAI TECHNOLOGIES INC. US00971T1016	94,395	-0,94% -0,90		23.05.24 19:29:53	497.325 47.009.969,60
ALBEMARLE CORP US0126531013	124,47	-1,59% -2,01		23.05.24 19:29:13	803.584 100.438.626,58
ALEXANDRIA REAL EST. EQU.... US0152711091	119,45	-2,71% -3,33		23.05.24 19:30:00	222.960 26.792.830,38
ALIGN TECHNOLOGY INC. US0162551016	252,54	-3,29% -8,58		23.05.24 19:29:53	483.447 123.085.909,86
ALLEGION PLC IE00BFRT3W74	121,17	-1,54% -1,90		23.05.24 19:27:32	139.339 16.937.790,51
ALLIANT ENERGY CORP US0188021085	50,40	-1,50% -0,77		23.05.24 19:29:41	493.488 24.908.376,96
ALLSTATE CORP US0200021014	164,31	-1,12% -1,86		23.05.24 19:28:54	436.408 71.966.867,00
ALPHABET INC A US02079K3059	174,87	-0,86% -1,51		23.05.24 19:30:01	8.674.135 1.528.927.116,99
ALPHABET INC. CLASS C US02079K1079	176,44	-0,88% -1,56		23.05.24 19:30:00	6.882.366 1.225.163.432,57
ALTRIA GROUP INC. US02209S1033	45,705	-1,33% -0,62		23.05.24 19:29:59	4.513.813 206.742.732,55
AMAZON.COM INC. US0231351067	182,3537	-0,42% -0,78		23.05.24 19:30:01	17.588.195 3.223.518.693,96
AMCOR PLC JE00BJ1F3079	9,935	-1,34% -0,14		23.05.24 19:29:52	3.603.785 36.004.564,49

AMEREN CORP US0236081024	71,835	-1,86% -1,37		23.05.24 19:30:00	490.216 35.234.393,81
AMERICAN AIRLINES GROUP I... US02376R1023	13,89	-1,49% -0,21		23.05.24 19:30:00	16.477.655 229.401.905,56
AMERICAN ELECTRIC POWER C... US0255371017	89,94	-1,68% -1,54		23.05.24 19:28:32	885.319 79.932.106,59
AMERICAN EXPRESS CO US0258161092	237,54	-1,06% -2,55		23.05.24 19:30:00	1.135.337 271.000.350,58
AMERICAN INTERNATIONAL GR... US0268747849	77,70	-1,53% -1,21		23.05.24 19:30:00	1.013.506 79.198.060,21
AMERICAN TOWER CORP US03027X1000	188,07	-1,71% -3,27		23.05.24 19:30:00	712.716 135.103.104,17
AMERICAN WATER WORKS CORP... US0304201033	129,06	-3,51% -4,69		23.05.24 19:28:55	388.534 50.542.347,38
AMERIPRISE FINANCIAL INC. US03076C1062	437,36	-0,14% -0,63		23.05.24 19:29:01	143.383 62.639.445,04
AMETEK INC. US0311001004	173,58	-0,32% -0,55		23.05.24 19:30:00	593.275 103.245.409,47
AMGEN INC. US0311621009	309,84	0,14% 0,43		23.05.24 19:29:11	846.790 261.563.093,85
AMPHENOL CORPORATION SER... US0320951017	136,79	1,65% 2,22	█	23.05.24 19:29:58	2.122.116 289.350.514,61
ANALOG DEVICES INC. US0326541051	235,31	-2,02% -4,85		23.05.24 19:30:00	2.657.212 628.782.111,30
ANSYS INC. US03662Q1058	332,02	1,73% 5,66	█	23.05.24 19:29:31	247.011 81.603.239,63
AON PLC CLASS A IE00BLP1HW54	279,53	-1,80% -5,12		23.05.24 19:29:49	648.351 182.615.283,57
APA CORP. US03743Q1085	29,585	-1,81% -0,55		23.05.24 19:30:00	2.331.456 69.548.708,81
APPLE INC US0378331005	188,62	-1,19% -2,28		23.05.24 19:30:01	23.187.800 4.391.690.936,40
APPLIED MATERIALS INC US0382221051	219,94	0,82% 1,79	█	23.05.24 19:30:00	2.694.865 599.651.638,42
APTIV PLC JE00B783TY65	81,19	-0,64% -0,52		23.05.24 19:29:49	1.058.543 86.157.770,93
ARCH CAPITAL GROUP LTD. BMG0450A1053	102,165	-0,52% -0,54		23.05.24 19:29:38	638.271 65.572.190,95
ARCHER DANIELS MIDLAND CO US0394831020	61,13	-1,24% -0,77		23.05.24 19:29:58	1.400.821 86.375.492,55
ARISTA NETWORKS INC. US0404131064	305,75	-3,40% -10,75		23.05.24 19:30:00	4.410.940 1.318.648.670,45
ARTHUR J GALLAGHER & CO. US3635761097	252,52	-1,99% -5,13		23.05.24 19:29:09	214.977 54.730.097,23
ASSURANT INC. US04621X1081	166,94	-1,52% -2,57		23.05.24 19:28:02	146.980 24.755.621,86
AT&T INC. US00206R1023	17,465	-0,20% -0,04		23.05.24 19:30:01	13.601.923 237.119.435,31
ATMOS ENERGY CORP US0495601058	115,28	-1,63% -1,91		23.05.24 19:29:14	608.069 70.280.212,32
AUTODESK INC US0527691069	217,18	-1,26% -2,78		23.05.24 19:30:00	618.976 134.782.723,57
AUTOMATIC DATA PROCESSING... US0530151036	252,29	-0,68% -1,73		23.05.24 19:29:23	357.971 90.423.120,78
AUTOZONE INC	2.781,595	0,32%	█	23.05.24	69.056

US0533321024		8,96		19:14:34	191.416.648,70
AVALONBAY COMMUNITIES INC...	195,76	-0,93%		23.05.24	138.463
US0534841012		-1,84		19:28:43	27.183.736,58
AVERY DENNISON CORP	227,98	-0,54%		23.05.24	118.672
US0536111091		-1,24		19:29:05	27.079.964,98
AXON ENTERPRISE INC	282,53	-0,82%		23.05.24	272.734
US05464C1018		-2,34		19:29:01	77.257.965,12
BAKER HUGHES INC. 'A'	31,965	-0,39%		23.05.24	1.564.574
US05722G1004		-0,13		19:30:00	50.242.168,83
BALL CORP	68,855	-1,80%		23.05.24	672.711
US0584981064		-1,27		19:29:36	46.536.962,15
BANK OF AMERICA CORP.	39,41	-0,88%		23.05.24	17.974.375
US0605051046		-0,35		19:30:02	711.055.833,10
BANK OF NEW YORK MELLON C...	58,515	-0,77%		23.05.24	813.975
US0640581007		-0,46		19:29:59	47.826.497,30
BATH & BODY WORKS INC.	48,70	0,00%		23.05.24	635.579
US0708301041		0,00		19:29:55	31.047.860,08
BAXTER INTERNATIONAL INC	33,98	-1,08%		23.05.24	2.757.928
US0718131099		-0,37		19:30:00	93.641.295,18
BECTON DICKINSON AND CO.	230,295	-1,77%		23.05.24	529.459
US0758871091		-4,16		19:29:53	122.415.877,58
BERKSHIRE HATHAWAY INC. C...	408,10	-1,42%		23.05.24	1.348.312
US0846707026		-5,89		19:30:00	552.628.987,04
BEST BUY CORP INC.	70,08	-0,60%		23.05.24	1.038.974
US0865161014		-0,42		19:30:01	72.696.998,82
BIO-RAD LABORATORIES INC.	290,85	-0,34%		23.05.24	84.231
US0905722072		-0,99		19:26:36	24.474.667,55
BIO-TECHNE CORP.	81,00	-2,39%		23.05.24	242.420
US09073M1045		-1,98		19:28:01	19.700.890,40
BIOGEN IDEC INC.	219,47	-2,55%		23.05.24	525.381
US09062X1037		-5,74		19:28:47	115.231.918,45
BLACKROCK INC.	791,15	-1,06%		23.05.24	225.852
US09247X1019		-8,46		19:29:02	178.712.999,21
BLACKSTONE INC.	125,095	-1,25%		23.05.24	1.086.984
US09260D1072		-1,59		19:30:01	136.952.857,68
BOEING CO., THE	173,925	-6,63%		23.05.24	11.030.290
US0970231058		-12,36		19:30:00	1.955.300.260,29
BOOKING HOLDINGS INC.	3.789,535	-0,93%		23.05.24	95.894
US09857L1089		-35,57		19:26:57	364.310.811,03
BORGWARNER INC.	35,425	-1,19%		23.05.24	897.118
US0997241064		-0,43		19:30:01	31.880.503,86
BOSTON PROPERTIES INC.	60,205	-2,47%		23.05.24	341.214
US1011211018		-1,53		19:30:01	20.673.287,68
BOSTON SCIENTIFIC CORP	74,94	-0,57%		23.05.24	2.549.747
US1011371077		-0,43		19:30:01	191.688.657,79
BRISTOL-MYERS SQUIBB CO.	41,80	-1,28%		23.05.24	6.213.258
US1101221083		-0,54		19:30:01	259.840.050,49
BROADCOM INC.	1.399,155	0,50%		23.05.24	1.699.035
US11135F1012		6,92		19:29:35	2.390.268.937,03
BROADRIDGE FINANCIAL SOLU...	202,845	-0,55%		23.05.24	149.012
US11133T1034		-1,12		19:28:33	30.199.598,35
BROWN & BROWN INC.	89,89	-1,39%		23.05.24	305.829
US1152361010		-1,27		19:30:00	27.627.635,79
BROWN-FORMAN CORP	46,45	-1,30%		23.05.24	576.054
US1156372096		-0,61		19:29:04	26.761.769,49

BUILDERS FIRSTSOURCE INC. US12008R1077	168,195	1,34% 2,23	█	23.05.24 19:30:02	954.206 159.033.625,83
BUNGE GLOBAL SA CH1300646267	103,55	0,41% 0,42		23.05.24 19:29:58	510.664 53.012.149,80
C.H. ROBINSON WORLDWIDE I... US12541W2098	85,24	1,07% 0,90	█	23.05.24 19:30:00	760.815 64.556.778,60
CADENCE DESIGN SYSTEMS IN... US1273871087	300,60	2,65% 7,76	█	23.05.24 19:29:52	1.074.530 320.719.699,65
CAESARS ENTERTAINMENT INC... US12769G1004	33,82	-2,59% -0,90		23.05.24 19:30:00	3.275.262 110.525.024,14
CAMDEN PROPERTY TRUST US1331311027	104,25	-1,05% -1,11		23.05.24 19:29:52	244.218 25.542.389,72
CAMPBELL SOUP COMPANY US1344291091	45,68	-1,32% -0,61		23.05.24 19:29:19	705.890 32.361.764,59
CAPITAL ONE FINANCIAL COR... US14040H1059	137,52	-1,37% -1,91		23.05.24 19:29:50	873.381 120.427.458,20
CARDINAL HEALTH INC. US14149Y1082	95,97	-0,36% -0,35		23.05.24 19:30:00	628.846 60.606.716,87
CARMAX INC. US1431301027	69,15	-0,87% -0,61		23.05.24 19:29:58	484.230 33.435.645,10
CARNIVAL CORP. PA1436583006	15,08	-3,64% -0,57		23.05.24 19:30:00	17.002.624 259.633.472,99
CARRIER GLOBAL CORP US14448C1045	65,13	-0,34% -0,22		23.05.24 19:30:00	843.595 54.953.162,37
CATALENT INC. US1488061029	54,89	-0,15% -0,08		23.05.24 19:29:19	658.304 36.171.176,04
CATERPILLAR INC US1491231015	353,48	-0,69% -2,46		23.05.24 19:29:57	1.042.050 369.907.158,54
CBOE GLOBAL MARKETS INC. US12503M1080	183,17	-0,45% -0,83		23.05.24 19:28:40	129.613 23.725.773,97
CBRE GROUP INC US12504L1098	88,46	-1,28% -1,15		23.05.24 19:29:33	385.587 34.233.670,63
CDW CORP. US12514G1085	234,515	-0,48% -1,14		23.05.24 19:30:00	287.312 67.630.843,00
CELANESE CORP US1508701034	151,89	-0,86% -1,32		23.05.24 19:26:49	175.139 26.691.221,72
CENCORA INC. US03073E1055	220,02	1,51% 3,27	█	23.05.24 19:28:52	568.834 125.010.014,40
CENTENE CORP US15135B1017	77,73	-0,89% -0,70		23.05.24 19:29:42	1.127.757 87.541.299,42
CENTERPOINT ENERGY INC. US15189T1079	29,595	-1,55% -0,47		23.05.24 19:30:00	2.208.097 65.551.505,09
CF INDUSTRIES HOLDINGS IN... US1252691001	78,385	-1,63% -1,30		23.05.24 19:30:00	796.312 62.469.986,99