

S&P 500

ISIN: US78378X1072

WKN: -

Přehled

14.05.2024 23:21:45

Cena

5.246,68 USD

Změna ▲ 0,48% (25,26)

Základní údaje

ISIN US78378X1072

Symbol SP500

Stát USA

Nástroje v indexu 503

Typ indexu Price Index

Typ cenného papíru Index

Tržní data

Otevírací cena 5.221,10 USD

Max 5.250,37 USD

Min 5.217,98 USD

Závěrečná cena (předchozí den) 5.221,42 USD

Obchodovaný objem (mil.) 2.029.372.117

Objem (kusy) 10.647.959.389.098

Top 5

| Název | Cena | + - (%) | Trend |
|---------------|--------|---------|--------------------------------------|
| INSULET CO... | 172,27 | +6,99 | ▲ |
| ENPHASE EN... | 117,11 | +5,71 | ▲ |
| SUPER MICR... | 822,37 | +5,06 | ▲ |
| GLOBE LIFE... | 88,56 | +4,02 | ▲ |
| ORACLE COR... | 120,87 | +3,87 | ▲ |

Denní 1t 1m 6m 1r 3r

Flop 5

| Název | Cena | + - (%) | Trend |
|---------------|--------|---------|------------------------------------|
| PARAMOUNT ... | 12,33 | -5,23 | ▼ |
| BUNGE GLOB... | 103,44 | -3,88 | ▼ |
| FEDEX CORP | 259,04 | -2,94 | ▼ |
| VIATRIS IN... | 11,14 | -1,94 | ▼ |
| CLOROX COR... | 138,55 | -1,93 | ▼ |

51

5,000.00

4,500.00

4,000.00

3,500.00

3,000.00

2,500.00

2020

2021

2022

2023

2024

Minulá výkonnost nezaručuje výkonnost budoucí.

Zdroj: FactSet

Aktuální analýzy a prognózy

Z trhů

| Datum | Nadpis | Stáhnout |
|------------|--|-------------------|
| 10.05.2024 | Week Ahead | ↓ |
| 03.05.2024 | Week Ahead | ↓ |
| 02.05.2024 | FX markets reflect uncertain interest rate outlook | ↓ |
| 02.05.2024 | Fed continues to wait for price pressure to ease | ↓ |
| 26.04.2024 | Week Ahead | ↓ |

Denní 1t 1m 6m 1r 3r

Futures a opce

Související Futures -

Související Opce -

Detaily

14.05.2024 23:21:45

Cena

5.246,68 USD

Změna



0,48% (25,26)

Základní údaje

ISIN US78378X1072

Symbol SP500

Stát USA

Typ cenného papíru Index

Nástroje v indexu 503

Tržní data

Otevírací cena 5.221,10 USD

Max 5.250,37 USD

Min 5.217,98 USD

Závěrečná cena (předchozí den) 5.221,42 USD

Obchodovaný objem (mil.) 2.029.372.117

Objem (kusy) 10.647.959.389.098

Výkonnost a riziko

| | 6m | 1r | 3r |
|----------------|---------|-----------|-----------|
| Výkonn. (%) | +16,70% | +27,22% | +25,70% |
| Výkonn. (abs.) | +750,98 | +1.122,60 | +1.072,83 |
| Beta | - | - | - |
| Volatilita | 10,92 | 11,67 | 17,43 |

51






























Minulá výkonnost nezaručuje výkonnost budoucí.

Zdroj: FactSet

Ceny

| | |
|--|------------------------------|
| Ø cena 5 dní Ø objem 5 dní (ks.) | 5.218,51 USD (1.975.633.082) |
| Ø cena 30 dní Ø objem 30 dní (ks.) | 5.123,22 USD (2.315.918.420) |
| Ø cena 100 dní Ø objem 100 dní (ks.) | 5.031,52 USD (2.306.054.231) |
| Ø cena 250 dní Ø objem 250 dní (ks.) | 4.673,34 USD (2.293.737.373) |
| YTD Max datum | 5.264,85 USD (28.03.2024) |
| YTD Min datum | 4.682,11 USD (05.01.2024) |
| 52týdenní max. datum | 5.264,85 USD (28.03.2024) |
| 52týdenní min. datum | 4.103,78 USD (27.10.2023) |

Složení

| Název  ISIN | Cena | Změna %  Změna +/- | Výkonnost  | Datum Čas | Obrot v kusech  Peněžní obrot  |
|---|--------|--|---|----------------------|---|
| 3M COMPANY US88579Y1010 | 100,08 | 0,45% 0,45 |  | 14.05.24 22:00:02 | 2.973.067 297.839.089,24 |
| ABBOTT LABS US0028241000 | 104,01 | -0,73% -0,76 |  | 14.05.24 22:01:37 | 7.035.128 731.304.731,49 |
| ABBVIE INC. US00287Y1091 | 161,59 | 0,19% 0,31 |  | 14.05.24 22:00:02 | 4.025.032 648.260.966,13 |
| ACCENTURE PLC IE00B4BNMY34 | 306,95 | -0,15% -0,46 |  | 14.05.24 22:00:02 | 1.813.613 558.847.624,43 |
| ADOBE INC. US00724F1012 | 475,95 | -1,48% -7,16 |  | 14.05.24 22:00:00 | 4.287.846 2.037.827.329,85 |
| ADVANCED MICRO DEVICES IN... US0079031078 | 153,16 | 1,73% 2,60 |  | 14.05.24 22:00:00 | 31.938.277 4.854.101.186,39 |
| AES CORP US00130H1059 | 20,32 | 1,80% 0,36 |  | 14.05.24 22:00:02 | 9.218.498 186.975.697,00 |
| AFLAC INC. US0010551028 | 86,30 | 0,50% 0,43 |  | 14.05.24 22:00:01 | 1.561.100 134.615.658,35 |
| AGILENT TECHNOLOGIES INC. US00846U1016 | 151,28 | 2,38% 3,52 |  | 14.05.24 22:00:02 | 1.679.903 253.549.685,64 |
| AIR PRODUCTS & CHEMICALS ... US0091581068 | 248,56 | -0,68% -1,70 |  | 14.05.24 22:00:02 | 1.613.369 401.986.386,99 |
| AIRBNB INC. CLASS A US0090661010 | 146,70 | -1,63% -2,43 |  | 14.05.24 22:00:00 | 4.167.440 613.568.788,70 |
| AKAMAI TECHNOLOGIES INC. US00971T1016 | 93,13 | -1,26% -1,19 |  | 14.05.24 22:00:00 | 2.505.608 232.776.786,28 |
| ALBEMARLE CORP US0126531013 | 135,46 | 3,00% 3,95 |  | 14.05.24 22:00:02 | 2.161.769 292.978.513,58 |
| ALEXANDRIA REAL EST. EQU.... US0152711091 | 124,02 | 2,73% 3,30 |  | 14.05.24 22:00:02 | 690.535 85.357.979,79 |
| ALIGN TECHNOLOGY INC. US0162551016 | 278,08 | 1,96% 5,34 |  | 14.05.24 22:00:00 | 455.025 126.120.131,80 |
| ALLEGION PLC IE00BFRT3W74 | 127,34 | 1,30% 1,63 |  | 14.05.24 22:00:01 | 490.601 62.425.189,29 |
| ALLIANT ENERGY CORP US0188021085 | 51,36 | 0,04% 0,02 |  | 14.05.24 22:00:00 | 1.395.349 71.739.474,33 |
| ALLSTATE CORP US0200021014 | 169,08 | -0,47% -0,80 |  | 14.05.24 22:00:02 | 1.135.172 192.268.368,36 |
| ALPHABET INC A US02079K3059 | 170,34 | 0,71% 1,20 |  | 14.05.24 22:00:00 | 25.127.138 4.274.372.229,53 |
| ALPHABET INC. CLASS C US02079K1079 | 171,93 | 0,60% 1,03 |  | 14.05.24 22:00:00 | 18.729.463 3.215.360.900,31 |
| ALTRIA GROUP INC. US02209S1033 | 45,50 | 1,02% 0,46 |  | 14.05.24 22:00:01 | 9.436.333 428.606.439,86 |
| AMAZON.COM INC. US0231351067 | 187,07 | 0,27% 0,50 |  | 14.05.24 22:00:00 | 38.698.155 7.194.735.119,05 |
| AMCOR PLC JE00BJ1F3079 | 10,43 | 0,58% 0,06 |  | 14.05.24 22:00:02 | 5.657.768 58.929.054,87 |

| | | | | | |
|--|----------|-----------------|---|----------------------|--------------------------------|
| AMEREN CORP US0236081024 | 74,88 | 0,55% 0,41 | █ | 14.05.24 22:00:02 | 2.954.364 220.468.336,67 |
| AMERICAN AIRLINES GROUP I... US02376R1023 | 15,19 | 1,74% 0,26 | █ | 14.05.24 22:00:00 | 27.970.447 425.767.961,44 |
| AMERICAN ELECTRIC POWER C... US0255371017 | 90,79 | -0,80% -0,73 | | 14.05.24 22:00:00 | 2.467.357 224.127.000,61 |
| AMERICAN EXPRESS CO US0258161092 | 241,53 | 1,21% 2,88 | █ | 14.05.24 22:00:02 | 2.387.310 574.983.104,01 |
| AMERICAN INTERNATIONAL GR... US0268747849 | 79,44 | 0,57% 0,45 | █ | 14.05.24 22:00:02 | 3.141.159 249.306.883,90 |
| AMERICAN TOWER CORP US03027X1000 | 186,96 | 1,06% 1,96 | █ | 14.05.24 22:00:01 | 2.008.358 374.813.823,06 |
| AMERICAN WATER WORKS CORP... US0304201033 | 133,13 | -0,49% -0,65 | | 14.05.24 22:00:02 | 1.060.894 141.604.337,00 |
| AMERIPRISE FINANCIAL INC. US03076C1062 | 435,33 | 0,78% 3,39 | █ | 14.05.24 22:00:02 | 238.669 103.847.276,65 |
| AMETEK INC. US0311001004 | 168,53 | -0,92% -1,57 | | 14.05.24 22:00:02 | 1.400.220 236.218.247,21 |
| AMGEN INC. US0311621009 | 311,41 | 0,96% 2,96 | █ | 14.05.24 22:00:00 | 1.631.250 506.372.185,05 |
| AMPHENOL CORPORATION SER... US0320951017 | 128,56 | 1,10% 1,40 | █ | 14.05.24 22:00:02 | 2.397.676 307.041.530,97 |
| ANALOG DEVICES INC. US0326541051 | 211,94 | 1,71% 3,56 | █ | 14.05.24 22:00:00 | 2.683.484 567.275.326,16 |
| ANSYS INC. US03662Q1058 | 325,86 | -0,71% -2,34 | | 14.05.24 22:00:00 | 485.629 158.315.041,87 |
| AON PLC CLASS A IE00BLP1HW54 | 287,92 | -0,23% -0,66 | | 14.05.24 22:00:01 | 890.779 256.094.639,02 |
| APA CORP. US03743Q1085 | 30,17 | -0,10% -0,03 | | 14.05.24 22:00:00 | 4.327.345 130.431.386,44 |
| APPLE INC US0378331005 | 187,43 | 0,62% 1,15 | █ | 14.05.24 22:00:00 | 52.393.619 9.807.266.370,71 |
| APPLIED MATERIALS INC US0382221051 | 209,82 | 1,54% 3,19 | █ | 14.05.24 22:00:00 | 3.442.176 719.853.244,62 |
| APTIV PLC JE00B783TY65 | 82,84 | 0,12% 0,10 | | 14.05.24 22:00:02 | 1.312.073 108.926.980,91 |
| ARCH CAPITAL GROUP LTD. BMG0450A1053 | 97,90 | -0,01% -0,01 | | 14.05.24 22:00:00 | 1.137.731 111.421.283,75 |
| ARCHER DANIELS MIDLAND CO US0394831020 | 61,67 | -1,53% -0,96 | | 14.05.24 22:00:02 | 3.959.809 245.092.342,31 |
| ARISTA NETWORKS INC. US0404131064 | 313,66 | 1,22% 3,79 | █ | 14.05.24 22:00:02 | 1.878.886 584.270.998,84 |
| ARTHUR J GALLAGHER & CO. US3635761097 | 250,72 | 0,49% 1,22 | █ | 14.05.24 22:00:02 | 718.446 179.851.322,61 |
| ASSURANT INC. US04621X1081 | 177,33 | 0,56% 0,98 | █ | 14.05.24 22:00:02 | 339.006 60.092.345,74 |
| AT&T INC. US00206R1023 | 17,30 | 0,23% 0,04 | | 14.05.24 22:01:55 | 23.545.315 406.867.452,77 |
| ATMOS ENERGY CORP US0495601058 | 117,25 | 0,79% 0,92 | █ | 14.05.24 22:00:02 | 1.217.671 142.682.907,03 |
| AUTODESK INC US0527691069 | 215,83 | -0,38% -0,82 | | 14.05.24 22:00:00 | 1.883.340 406.117.485,94 |
| AUTOMATIC DATA PROCESSING... US0530151036 | 245,50 | -0,93% -2,30 | | 14.05.24 22:00:00 | 1.278.977 314.610.185,24 |
| AUTOZONE INC | 2.921,43 | -0,56% | | 14.05.24 | 213.993 |

| | | | | | |
|------------------------------|----------|--------|--|----------|------------------|
| US0533321024 | | -16,49 | | 22:00:02 | 625.393.013,72 |
| AVALONBAY COMMUNITIES INC... | 197,49 | 0,25% | | 14.05.24 | 490.978 |
| US0534841012 | | 0,50 | | 22:00:02 | 96.985.385,68 |
| AVERY DENNISON CORP | 225,74 | 0,30% | | 14.05.24 | 330.210 |
| US0536111091 | | 0,67 | | 22:00:01 | 74.347.871,95 |
| AXON ENTERPRISE INC | 296,46 | -1,26% | | 14.05.24 | 998.277 |
| US05464C1018 | | -3,77 | | 22:00:00 | 294.362.030,94 |
| BAKER HUGHES INC. 'A' | 32,63 | 0,68% | | 14.05.24 | 3.282.625 |
| US05722G1004 | | 0,22 | | 22:00:00 | 106.938.510,68 |
| BALL CORP | 70,03 | 1,10% | | 14.05.24 | 1.973.878 |
| US0584981064 | | 0,76 | | 22:00:02 | 138.142.419,04 |
| BANK OF AMERICA CORP. | 38,49 | 0,73% | | 14.05.24 | 27.594.832 |
| US0605051046 | | 0,28 | | 22:00:02 | 1.064.545.348,19 |
| BANK OF NEW YORK MELLON C... | 58,35 | 0,86% | | 14.05.24 | 2.879.104 |
| US0640581007 | | 0,50 | | 22:00:02 | 167.615.718,86 |
| BATH & BODY WORKS INC. | 48,68 | 1,80% | | 14.05.24 | 2.155.257 |
| US0708301041 | | 0,86 | | 22:00:02 | 105.186.650,40 |
| BAXTER INTERNATIONAL INC | 35,24 | -0,54% | | 14.05.24 | 4.472.962 |
| US0718131099 | | -0,19 | | 22:00:02 | 157.764.109,98 |
| BECTON DICKINSON AND CO. | 235,00 | -0,82% | | 14.05.24 | 1.049.467 |
| US0758871091 | | -1,95 | | 22:00:02 | 247.317.603,13 |
| BERKSHIRE HATHAWAY INC. C... | 410,24 | -0,24% | | 14.05.24 | 2.674.407 |
| US0846707026 | | -0,98 | | 22:02:30 | 1.095.792.983,68 |
| BEST BUY CORP INC. | 74,35 | -0,47% | | 14.05.24 | 2.443.671 |
| US0865161014 | | -0,35 | | 22:00:02 | 183.039.616,77 |
| BIO-RAD LABORATORIES INC. | 294,01 | 3,00% | | 14.05.24 | 197.240 |
| US0905722072 | | 8,57 | | 22:00:02 | 57.589.986,51 |
| BIO-TECHNE CORP. | 84,15 | 2,66% | | 14.05.24 | 926.909 |
| US09073M1045 | | 2,18 | | 22:00:00 | 77.762.757,32 |
| BIOGEN IDEC INC. | 226,88 | 0,68% | | 14.05.24 | 1.126.999 |
| US09062X1037 | | 1,54 | | 22:00:00 | 254.077.712,84 |
| BLACKROCK INC. | 802,96 | 1,60% | | 14.05.24 | 492.227 |
| US09247X1019 | | 12,63 | | 22:00:02 | 393.969.880,50 |
| BLACKSTONE INC. | 125,97 | 3,14% | | 14.05.24 | 2.828.946 |
| US09260D1072 | | 3,84 | | 22:00:02 | 354.025.083,77 |
| BOEING CO., THE | 180,76 | 1,30% | | 14.05.24 | 4.686.537 |
| US0970231058 | | 2,32 | | 22:00:01 | 849.336.125,15 |
| BOOKING HOLDINGS INC. | 3.772,85 | 0,74% | | 14.05.24 | 210.776 |
| US09857L1089 | | 27,85 | | 22:00:00 | 792.430.884,90 |
| BORGWARNER INC. | 37,59 | -0,08% | | 14.05.24 | 1.837.211 |
| US0997241064 | | -0,03 | | 22:00:01 | 69.128.524,31 |
| BOSTON PROPERTIES INC. | 64,05 | 2,07% | | 14.05.24 | 1.251.642 |
| US1011211018 | | 1,30 | | 22:00:01 | 80.120.828,65 |
| BOSTON SCIENTIFIC CORP | 73,49 | 0,93% | | 14.05.24 | 5.848.511 |
| US1011371077 | | 0,68 | | 22:00:02 | 427.684.965,01 |
| BRISTOL-MYERS SQUIBB CO. | 44,71 | -0,78% | | 14.05.24 | 14.536.549 |
| US1101221083 | | -0,35 | | 22:00:02 | 651.369.804,37 |
| BROADCOM INC. | 1.380,03 | 3,18% | | 14.05.24 | 1.942.029 |
| US11135F1012 | | 42,52 | | 22:00:00 | 2.652.376.739,31 |
| BROADRIDGE FINANCIAL SOLU... | 199,87 | 1,05% | | 14.05.24 | 502.014 |
| US11133T1034 | | 2,07 | | 22:00:02 | 100.248.419,15 |
| BROWN & BROWN INC. | 88,45 | 1,12% | | 14.05.24 | 1.540.002 |
| US1152361010 | | 0,98 | | 22:00:02 | 135.665.211,68 |
| BROWN-FORMAN CORP | 48,82 | -0,61% | | 14.05.24 | 1.367.355 |
| US1156372096 | | -0,30 | | 22:00:02 | 66.680.856,77 |

| | | | | | |
|--|--------|-----------------|---|----------------------|------------------------------|
| BUILDERS FIRSTSOURCE INC. US12008R1077 | 169,71 | 1,40% 2,34 |  | 14.05.24 22:00:02 | 1.893.441 320.466.167,31 |
| BUNGE GLOBAL SA CH1300646267 | 103,44 | -3,88% -4,17 |  | 14.05.24 22:00:02 | 1.995.931 208.265.293,57 |
| C.H. ROBINSON WORLDWIDE I... US12541W2098 | 83,87 | -0,71% -0,60 |  | 14.05.24 22:00:00 | 1.465.216 123.988.911,46 |
| CADENCE DESIGN SYSTEMS IN... US1273871087 | 283,33 | -0,40% -1,13 |  | 14.05.24 22:00:00 | 1.315.850 372.704.639,79 |
| CAESARS ENTERTAINMENT INC... US12769G1004 | 36,71 | 1,21% 0,44 |  | 14.05.24 22:00:00 | 3.016.774 109.846.278,49 |
| CAMDEN PROPERTY TRUST US1331311027 | 106,91 | 0,16% 0,17 |  | 14.05.24 22:00:02 | 606.545 64.884.761,52 |
| CAMPBELL SOUP COMPANY US1344291091 | 46,01 | -0,48% -0,22 |  | 14.05.24 22:00:02 | 2.300.251 106.461.178,32 |
| CAPITAL ONE FINANCIAL COR... US14040H1059 | 143,08 | 0,62% 0,88 |  | 14.05.24 22:00:02 | 1.680.234 240.579.099,62 |
| CARDINAL HEALTH INC. US14149Y1082 | 97,43 | -0,62% -0,61 |  | 14.05.24 22:00:02 | 1.338.730 130.377.457,35 |
| CARMAX INC. US1431301027 | 75,76 | 1,15% 0,86 |  | 14.05.24 22:00:02 | 2.178.313 165.644.675,65 |
| CARNIVAL CORP. PA1436583006 | 14,52 | -0,27% -0,04 |  | 14.05.24 22:00:02 | 24.220.001 352.916.930,88 |
| CARRIER GLOBAL CORP US14448C1045 | 64,96 | 0,98% 0,63 |  | 14.05.24 22:00:02 | 4.128.376 268.213.287,90 |
| CATALENT INC. US1488061029 | 55,52 | -0,50% -0,28 |  | 14.05.24 22:00:02 | 1.151.790 64.109.143,23 |
| CATERPILLAR INC US1491231015 | 358,18 | 0,42% 1,50 |  | 14.05.24 22:00:02 | 1.563.528 560.502.852,46 |
| CBOE GLOBAL MARKETS INC. US12503M1080 | 180,61 | -0,84% -1,54 |  | 14.05.24 22:00:00 | 677.421 122.386.507,76 |
| CBRE GROUP INC US12504L1098 | 88,72 | 0,67% 0,59 |  | 14.05.24 22:00:01 | 1.360.489 120.968.698,25 |
| CDW CORP. US12514G1085 | 221,58 | -0,21% -0,47 |  | 14.05.24 22:00:00 | 605.758 134.205.196,64 |
| CELANESE CORP US1508701034 | 159,71 | -0,33% -0,53 |  | 14.05.24 22:00:02 | 675.955 107.970.661,15 |
| CENCORA INC. US03073E1055 | 221,94 | -0,44% -0,98 |  | 14.05.24 22:00:02 | 1.522.222 337.485.987,96 |
| CENTENE CORP US15135B1017 | 76,87 | -0,36% -0,28 |  | 14.05.24 22:00:02 | 3.310.569 254.568.263,69 |
| CENTERPOINT ENERGY INC. US15189T1079 | 29,68 | 0,07% 0,02 |  | 14.05.24 22:00:02 | 3.089.984 91.612.205,14 |
| CF INDUSTRIES HOLDINGS IN... US1252691001 | 74,38 | 0,84% 0,62 |  | 14.05.24 22:00:02 | 1.263.319 93.864.022,59 |