

S&P 500

ISIN: US78378X1072 WKN: -

Přehled

13.05.2024 19:36:04

Cena

5.219,82 USDZměna  -0,05% (-2,86)

Základní údaje

ISIN	US78378X1072
Symbol	SP500
Stát	USA
Nástroje v indexu	503
Typ indexu	Price Index
Typ cenného papíru	Index

Tržní data

Otevírací cena	5.233,08 USD
Max	5.237,26 USD
Min	5.211,16 USD
Závěrečná cena (předchozí den)	5.222,68 USD
Obchodovaný objem (mil.)	953.377.527
Objem (kusy)	4.982.498.112.088

Top 5

Název	Cena	+ - (%)	Trend
MODERNA IN...	126,43	+7,77	
INCYTE COR...	57,025	+7,47	
WALGREENS ...	18,097	+5,28	
WARNER BRO...	8,475	+3,99	
CARMAX INC...	74,53	+3,93	

Denní 1t 1m 6m 1r 3r

Flop 5

Název	Cena	+ - (%)	Trend
METTLER-TO...	1.455,17	-3,65	
GE VERNOVA...	161,86	-3,23	
GE HEALTHC...	81,0101	-2,87	

51

5,000.00

4,500.00

4,000.00

3,500.00

3,000.00

2,500.00













Minulá výkonnost nezaručuje výkonnost budoucí.

Zdroj: FactSet

Aktuální analýzy a prognózy

Z trhů

Datum	Nadpis	Stáhnout
10.05.2024	 Week Ahead	
03.05.2024	 Week Ahead	
02.05.2024	 FX markets reflect uncertain interest rate outlook	
02.05.2024	 Fed continues to wait for price pressure to ease	
26.04.2024	 Week Ahead	

HCA 318,10 -2,62 
HEALTH...

PACCAR INC... 106,485 -2,47 

Denní 1t 1m 6m 1r 3r

Futures a opce

Související Futures -

Související Opce -

Detaily

13.05.2024 19:36:04

Cena

5.219,82 USD

Změna

**-0,05%** (-2,86)

Základní údaje

ISIN US78378X1072

Symbol SP500

Stát USA

Typ cenného papíru Index

Nástroje v indexu 503

Tržní data

Otevírací cena 5.233,08 USD

Max 5.237,26 USD

Min 5.211,16 USD

Závěrečná cena (předchozí den) 5.222,68 USD

Obchodovaný objem (mil.) 953.377.527

Objem (kusy) 4.982.498.112.088

Výkonnost a riziko

	6m	1r	3r
Výkonn. (%)	+18,29%	+26,22%	+24,69%
Výkonn. (abs.)	+807,44	+1.085,04	+1.034,25
Beta	-	-	-
Volatilita	11,20	11,67	17,49

51



Minulá výkonnost nezaručuje výkonnost budoucí.

Zdroj: FactSet

Ceny

Ø cena 5 dní Ø objem 5 dní (ks.)	5.198,57 USD (2.079.327.991)
Ø cena 30 dní Ø objem 30 dní (ks.)	5.122,60 USD (2.331.432.312)
Ø cena 100 dní Ø objem 100 dní (ks.)	5.024,55 USD (2.281.198.911)
Ø cena 250 dní Ø objem 250 dní (ks.)	4.666,72 USD (2.288.261.781)
YTD Max datum	5.264,85 USD (28.03.2024)
YTD Min datum	4.682,11 USD (05.01.2024)
52týdenní max. datum	5.264,85 USD (28.03.2024)
52týdenní min. datum	4.099,12 USD (12.05.2023)

Složení

Název ISIN	Cena	Změna % Změna +/-	Výkonnost	Datum Čas	Obrat v kusech Peněžní obrat
3M COMPANY US88579Y1010	99,792	0,87% 0,86		13.05.24 19:35:48	2.965.804 298.147.509,43
ABBOTT LABORATORIES US0028241000	104,79	0,05% 0,05		13.05.24 19:36:00	2.297.338 241.002.668,68
ABBVIE INC. US00287Y1091	160,995	0,15% 0,25		13.05.24 19:35:57	1.208.291 195.405.633,77
ACCENTURE PLC IE00B4BNMY34	308,32	0,65% 1,99		13.05.24 19:35:56	724.286 223.079.587,37
ADOBE INC. US00724F1012	485,17	0,60% 2,88		13.05.24 19:36:05	1.177.755 573.746.705,24
ADVANCED MICRO DEVICES IN... US0079031078	151,96	0,03% 0,04		13.05.24 19:36:05	17.639.057 2.689.006.463,32
AES CORP US00130H1059	19,995	0,28% 0,06		13.05.24 19:36:00	2.143.691 43.040.817,93
AFLAC INC. US0010551028	86,12	0,05% 0,04		13.05.24 19:35:34	751.624 64.836.169,79
AGILENT TECHNOLOGIES INC. US00846U1016	147,74	-1,35% -2,02		13.05.24 19:36:01	583.851 86.947.278,83
AIR PRODUCTS & CHEMICALS ... US0091581068	251,62	0,43% 1,07		13.05.24 19:34:55	596.094 150.269.873,72
AIRBNB INC. CLASS A US0090661010	146,89	0,39% 0,57		13.05.24 19:36:05	2.953.652 435.104.275,96
AKAMAI TECHNOLOGIES INC. US00971T1016	93,965	3,04% 2,78		13.05.24 19:35:33	1.699.867 158.753.144,07
ALBEMARLE CORP US0126531013	131,72	1,62% 2,10		13.05.24 19:36:02	778.392 103.470.437,29
ALEXANDRIA REAL EST. EQU.... US0152711091	120,17	-1,17% -1,42		13.05.24 19:35:27	159.120 19.287.945,73
ALIGN TECHNOLOGY INC. US0162551016	271,19	-0,19% -0,51		13.05.24 19:32:28	206.640 56.453.568,22
ALLEGION PLC IE00BFRT3W74	125,67	-0,25% -0,32		13.05.24 19:34:25	132.923 16.774.789,75
ALLIANT ENERGY CORP US0188021085	51,41	0,16% 0,08		13.05.24 19:34:53	510.131 26.314.087,08
ALLSTATE CORP US0200021014	171,71	-0,58% -1,00		13.05.24 19:36:00	259.544 44.680.645,56
ALPHABET INC A US02079K3059	167,94	-0,42% -0,71		13.05.24 19:36:05	19.000.941 3.149.711.887,02
ALPHABET INC. CLASS C US02079K1079	169,5701	-0,42% -0,72		13.05.24 19:36:05	12.556.778 2.103.952.293,88
ALTRIA GROUP INC. US02209S1033	44,9453	0,10% 0,05		13.05.24 19:36:03	3.915.320 176.550.651,33
AMAZON.COM INC. US0231351067	186,16	-0,70% -1,32		13.05.24 19:36:05	15.064.274 2.809.037.496,77
AMCOR PLC JE00BJ1F3079	10,435	0,72% 0,08		13.05.24 19:36:03	1.813.228 18.964.860,37

AMEREN CORP US0236081024	74,4207	0,03% 0,02		13.05.24 19:35:52	1.311.487 97.877.316,91
AMERICAN AIRLINES GROUP I... US02376R1023	14,88	3,33% 0,48	█	13.05.24 19:36:04	20.736.440 309.508.359,58
AMERICAN ELECTRIC POWER C... US0255371017	91,54	-0,08% -0,07		13.05.24 19:35:58	804.593 73.859.208,80
AMERICAN EXPRESS CO US0258161092	239,305	-1,24% -3,00		13.05.24 19:36:03	1.229.823 296.350.321,51
AMERICAN INTERNATIONAL GR... US0268747849	79,45	-0,82% -0,66		13.05.24 19:36:00	1.129.281 90.226.630,50
AMERICAN TOWER CORP US03027X1000	184,025	-0,25% -0,47		13.05.24 19:35:48	867.625 159.743.502,46
AMERICAN WATER WORKS CORP... US0304201033	133,49	-0,92% -1,25		13.05.24 19:35:48	370.017 49.682.105,80
AMERIPRISE FINANCIAL INC. US03076C1062	432,73	-0,19% -0,82		13.05.24 19:34:31	90.413 39.192.035,86
AMETEK INC. US0311001004	170,075	-0,42% -0,73		13.05.24 19:36:04	386.212 65.895.542,88
AMGEN INC. US0311621009	307,2951	-0,92% -2,85		13.05.24 19:35:45	719.738 222.900.884,14
AMPHENOL CORPORATION SER... US0320951017	127,20	-0,29% -0,37		13.05.24 19:35:58	881.278 112.087.633,98
ANALOG DEVICES INC. US0326541051	208,7599	0,76% 1,57	█	13.05.24 19:35:46	761.931 159.085.845,99
ANSYS INC. US03662Q1058	327,64	-0,19% -0,61		13.05.24 19:35:36	65.557 21.561.863,93
AON PLC CLASS A IE00BLP1HW54	288,415	-1,60% -4,69		13.05.24 19:35:54	871.163 252.963.299,04
APA CORP. US03743Q1085	29,93	-1,48% -0,45		13.05.24 19:35:53	1.718.038 51.800.918,76
APPLE INC US0378331005	186,66	1,97% 3,61	█	13.05.24 19:36:05	39.664.757 7.373.724.463,76
APPLIED MATERIALS INC US0382221051	206,27	-1,65% -3,46		13.05.24 19:35:58	1.556.941 322.035.959,76
APTIV PLC JE00B783TY65	82,855	0,09% 0,08		13.05.24 19:34:02	604.499 50.369.591,86
ARCH CAPITAL GROUP LTD. BMG0450A1053	98,51	-1,54% -1,54		13.05.24 19:36:05	422.048 41.824.797,20
ARCHER DANIELS MIDLAND CO US0394831020	62,62	-0,57% -0,36		13.05.24 19:35:57	1.535.302 96.656.079,72
ARISTA NETWORKS INC. US0404131064	307,735	-2,00% -6,30		13.05.24 19:36:01	1.430.189 443.074.233,78
ARTHUR J GALLAGHER & CO. US3635761097	249,955	-0,34% -0,87		13.05.24 19:35:27	224.830 56.229.039,53
ASSURANT INC. US04621X1081	176,84	0,19% 0,34		13.05.24 19:34:02	125.364 22.346.973,51
AT&T INC. US00206R1023	17,22	0,29% 0,05		13.05.24 19:36:04	11.737.068 202.360.920,27
ATMOS ENERGY CORP US0495601058	116,91	-0,23% -0,27		13.05.24 19:34:57	367.459 43.153.400,49
AUTODESK INC US0527691069	216,455	-0,60% -1,32		13.05.24 19:35:58	427.446 93.051.876,63
AUTOMATIC DATA PROCESSING... US0530151036	248,67	0,73% 1,81	█	13.05.24 19:35:39	361.109 89.832.904,67
AUTOZONE INC	2.919,72	-2,00%		13.05.24	67.844

US0533321024		-59,60		19:10:39	200.114.315,92
AVALONBAY COMMUNITIES INC...	196,78	-0,06%		13.05.24	99.794
US0534841012		-0,11		19:34:46	19.676.187,26
AVERY DENNISON CORP	224,395	-0,54%		13.05.24	122.810
US0536111091		-1,22		19:34:32	27.647.615,04
AXON ENTERPRISE INC	302,01	-0,47%		13.05.24	187.630
US05464C1018		-1,42		19:36:00	56.999.556,17
BAKER HUGHES INC. 'A'	32,28	-0,19%		13.05.24	1.257.738
US05722G1004		-0,06		19:35:51	40.833.978,99
BALL CORP	69,04	-0,17%		13.05.24	780.953
US0584981064		-0,12		19:35:43	54.169.842,72
BANK OF AMERICA CORP.	38,39	-0,16%		13.05.24	11.004.517
US0605051046		-0,06		19:36:05	423.718.291,63
BANK OF NEW YORK MELLON C...	58,12	-0,55%		13.05.24	779.817
US0640581007		-0,32		19:36:01	45.503.476,00
BATH & BODY WORKS INC.	47,46	-0,19%		13.05.24	2.004.263
US0708301041		-0,09		19:36:03	95.855.086,02
BAXTER INTERNATIONAL INC	35,49	-0,56%		13.05.24	1.982.037
US0718131099		-0,20		19:36:04	70.824.436,25
BECTON DICKINSON AND CO.	237,00	0,56%		13.05.24	424.461
US0758871091		1,33		19:35:20	100.538.271,65
BERKSHIRE HATHAWAY INC. C...	410,78	-0,31%		13.05.24	1.053.822
US0846707026		-1,27		19:35:04	434.409.461,20
BEST BUY CORP INC.	74,80	0,85%		13.05.24	730.311
US0865161014		0,63		19:35:58	54.759.269,87
BIO-RAD LABORATORIES INC.	283,665	0,59%		13.05.24	87.691
US0905722072		1,67		19:32:50	24.947.628,87
BIO-TECHNE CORP.	82,07	1,43%		13.05.24	662.249
US09073M1045		1,16		19:36:02	54.407.694,48
BIOGEN IDEC INC.	224,43	1,32%		13.05.24	491.506
US09062X1037		2,93		19:35:48	110.020.394,75
BLACKROCK INC.	792,60	-0,51%		13.05.24	180.347
US09247X1019		-4,07		19:35:26	143.508.700,70
BLACKSTONE INC.	122,725	-1,06%		13.05.24	831.311
US09260D1072		-1,32		19:35:46	102.508.074,72
BOEING CO., THE	179,09	0,32%		13.05.24	1.853.552
US0970231058		0,58		19:35:30	332.870.773,51
BOOKING HOLDINGS INC.	3.734,57	-1,87%		13.05.24	120.685
US09857L1089		-71,18		19:34:51	453.345.609,91
BORGWARNER INC.	37,77	0,72%		13.05.24	854.007
US0997241064		0,27		19:36:02	32.317.323,56
BOSTON PROPERTIES INC.	62,52	1,66%		13.05.24	444.547
US1011211018		1,02		19:36:05	27.910.225,20
BOSTON SCIENTIFIC CORP	72,895	-1,08%		13.05.24	2.178.101
US1011371077		-0,80		19:36:00	158.930.387,91
BRISTOL-MYERS SQUIBB CO.	45,075	0,30%		13.05.24	4.871.070
US1101221083		0,14		19:36:04	219.620.446,33
BROADCOM INC.	1.335,045	0,17%		13.05.24	1.084.348
US11135F1012		2,25		19:36:01	1.460.452.565,62
BROADRIDGE FINANCIAL SOLU...	198,03	1,20%		13.05.24	194.435
US11133T1034		2,34		19:35:22	38.391.180,80
BROWN & BROWN INC.	87,52	0,52%		13.05.24	685.153
US1152361010		0,45		19:35:58	59.970.778,72
BROWN-FORMAN CORP	48,965	-0,32%		13.05.24	1.407.770
US1156372096		-0,16		19:36:05	69.045.790,58

BUILDERS FIRSTSOURCE INC. US12008R1077	168,67	1,02% 1,71		13.05.24 19:36:02	1.135.801 191.214.670,10
BUNGE GLOBAL SA CH1300646267	106,62	0,56% 0,59		13.05.24 19:36:02	497.005 53.159.980,20
C.H. ROBINSON WORLDWIDE I... US12541W2098	84,14	1,72% 1,42		13.05.24 19:35:33	497.928 41.835.173,96
CADENCE DESIGN SYSTEMS IN... US1273871087	284,86	-0,91% -2,62		13.05.24 19:36:01	494.692 141.333.507,36
CAESARS ENTERTAINMENT INC... US12769G1004	36,165	-0,04% -0,02		13.05.24 19:36:02	1.276.180 46.552.725,06
CAMDEN PROPERTY TRUST US1331311027	106,5925	-0,04% -0,05		13.05.24 19:35:55	167.962 17.926.248,95
CAMPBELL SOUP COMPANY US1344291091	46,10	0,33% 0,15		13.05.24 19:36:04	754.662 34.792.899,06
CAPITAL ONE FINANCIAL COR... US14040H1059	142,275	-0,20% -0,28		13.05.24 19:35:56	493.387 70.620.074,34
CARDINAL HEALTH INC. US14149Y1082	98,28	-1,26% -1,25		13.05.24 19:34:59	427.830 42.336.396,40
CARMAX INC. US1431301027	74,53	3,93% 2,82		13.05.24 19:35:52	2.038.730 153.471.030,50
CARNIVAL CORP. PA1436583006	14,50	0,49% 0,07		13.05.24 19:36:04	14.243.886 207.604.424,65
CARRIER GLOBAL CORP US14448C1045	64,87	-0,96% -0,63		13.05.24 19:35:44	959.995 62.616.185,67
CATALENT INC. US1488061029	55,76	-0,09% -0,05		13.05.24 19:33:57	505.497 28.168.396,24
CATERPILLAR INC US1491231015	356,45	0,47% 1,66		13.05.24 19:36:03	996.626 355.422.094,99
CBOE GLOBAL MARKETS INC. US12503M1080	181,845	0,43% 0,79		13.05.24 19:33:48	163.578 29.816.477,88
CBRE GROUP INC US12504L1098	88,475	-1,93% -1,75		13.05.24 19:35:52	544.334 48.576.402,21
CDW CORP. US12514G1085	221,72	-0,33% -0,74		13.05.24 19:36:00	143.034 31.801.317,28
CELANESE CORP US1508701034	158,885	1,40% 2,19		13.05.24 19:35:01	303.631 48.403.962,26
CENCORA INC. US03073E1055	223,87	-0,33% -0,73		13.05.24 19:35:44	317.705 71.381.076,67
CENTENE CORP US15135B1017	77,18	-0,78% -0,61		13.05.24 19:36:04	1.377.446 106.754.355,91
CENTERPOINT ENERGY INC. US15189T1079	29,72	0,07% 0,02		13.05.24 19:35:58	1.004.621 29.954.643,40
CF INDUSTRIES HOLDINGS IN... US1252691001	73,96	0,01% 0,01		13.05.24 19:36:02	666.151 49.704.253,89