

## S&amp;P 500

ISIN: US78378X1072

WKN: -

## Přehled

10.05.2024 23:23:33

Cena

5.222,68 USD

Změna ▲ 0,16% (8,60)

## Základní údaje

ISIN US78378X1072

Symbol SP500

Stát USA

Nástroje v indexu 503

Typ indexu Price Index

Typ cenného papíru Index

## Tržní data

Otevírací cena 5.225,49 USD

Max 5.239,66 USD

Min 5.209,68 USD

Závěrečná cena (předchozí den) 5.214,08 USD

Obchodovaný objem (mil.) 1.883.332.754

Objem (kusy) 9.837.558.748.151

## Top 5

Název <span>↕</span>	Cena	+ - (%) <span>↕</span>	Trend <span>↕</span>
METTLER-TO...	1.510,25	+17,04 <span style="color: green;">▲</span>	<span style="color: green;">▲</span>
GEN DIGITA...	23,46	+15,34 <span style="color: green;">▲</span>	<span style="color: green;">▲</span>
ARISTA NET...	314,03	+6,07 <span style="color: green;">▲</span>	<span style="color: green;">▲</span>
CHARTER CO...	275,55	+4,40 <span style="color: green;">▲</span>	<span style="color: green;">▲</span>
WATERS COR...	351,11	+4,37 <span style="color: green;">▲</span>	<span style="color: green;">▲</span>

Denní 1t 1m 6m 1r 3r

## Flop 5

Název <span>↕</span>	Cena	+ - (%) <span>↕</span>	Trend <span>↕</span>
AKAMAI TEC...	91,19	-11,00 <span style="color: red;">▼</span>	<span style="color: red;">▼</span>
INSULET CO...	165,90	-6,55 <span style="color: red;">▼</span>	<span style="color: red;">▼</span>
MODERNA IN...	117,31	-4,39 <span style="color: red;">▼</span>	<span style="color: red;">▼</span>



51

Minulá výkonnost nezaručuje výkonnost budoucí.

Zdroj: FactSet

## Aktuální analýzy a prognózy

## Z trhů

Datum	Nadpis	Stáhnout
10.05.2024	<span>🇬🇧</span> Week Ahead	<span>↓</span>
03.05.2024	<span>🇬🇧</span> Week Ahead	<span>↓</span>
02.05.2024	<span>🇬🇧</span> FX markets reflect uncertain interest rate outlook	<span>↓</span>
02.05.2024	<span>🇬🇧</span> Fed continues to wait for price pressure to ease	<span>↓</span>
26.04.2024	<span>🇬🇧</span> Week Ahead	<span>↓</span>

INTERNATIO...	38,58	-3,16	↓
---------------	-------	-------	---

ALIGN TECH...	271,70	-3,10	↓
---------------	--------	-------	---

Denní	1t	1m	6m	1r	3r
-------	----	----	----	----	----

**Futures a opce**

Související Futures	-
---------------------	---

Související Opce	-
------------------	---

## Detaily

10.05.2024 23:23:33

Cena

**5.222,68** USD

Změna



0,16% (8,60)

### Základní údaje

ISIN US78378X1072

Symbol SP500

Stát USA

Typ cenného papíru Index

Nástroje v indexu 503

### Tržní data

Otevírací cena 5.225,49 USD

Max 5.239,66 USD

Min 5.209,68 USD

Závěrečná cena (předchozí den) 5.214,08 USD

Obchodovaný objem (mil.) 1.883.332.754

Objem (kusy) 9.837.558.748.151

### Výkonnost a riziko

	6m	1r	3r
Výkonn. (%)	+18,29%	+26,22%	+24,69%
Výkonn. (abs.)	+807,44	+1.085,04	+1.034,25
Beta	-	-	-
Volatilita	11,20	11,67	17,49

51
















Minulá výkonnost nezaručuje výkonnost budoucí.

Zdroj: FactSet

### Ceny

Ø cena 5 dní   Ø objem 5 dní (ks.)	5.198,57 USD (2.074.292.811)
Ø cena 30 dní   Ø objem 30 dní (ks.)	5.122,60 USD (2.330.593.115)
Ø cena 100 dní   Ø objem 100 dní (ks.)	5.024,55 USD (2.280.947.152)
Ø cena 250 dní   Ø objem 250 dní (ks.)	4.666,72 USD (2.288.161.078)
YTD Max   datum	5.264,85 USD (28.03.2024)
YTD Min   datum	4.682,11 USD (05.01.2024)
52týdenní max.   datum	5.264,85 USD (28.03.2024)
52týdenní min.   datum	4.099,12 USD (12.05.2023)

## Složení

Název  ISIN	Cena	Změna %  Změna +/-	Výkonnost 	Datum Čas	Obrát v kusech  Peněžní obrát 
3M COMPANY US88579Y1010	98,93	1,64% 1,60		10.05.24 22:02:47	4.157.896 411.276.307,21
ABBOTT LABORATORIES US0028241000	104,74	0,07% 0,07		10.05.24 22:00:02	7.349.729 770.719.619,98
ABBVIE INC. US00287Y1091	160,75	0,22% 0,35		10.05.24 22:00:02	3.509.603 564.303.553,12
ACCENTURE PLC IE00B4BNMY34	306,33	-0,09% -0,28		10.05.24 22:00:02	1.786.950 548.723.232,52
ADOBE INC. US00724F1012	482,29	-0,07% -0,36		10.05.24 22:00:00	2.741.116 1.324.778.262,94
ADVANCED MICRO DEVICES IN... US0079031078	151,92	-0,31% -0,47		10.05.24 22:00:00	37.652.770 5.759.254.274,78
AES CORP US00130H1059	19,94	-0,25% -0,05		10.05.24 22:00:01	8.198.022 163.768.659,82
AFLAC INC. US0010551028	86,08	0,82% 0,70		10.05.24 22:00:01	1.258.617 108.218.718,45
AGILENT TECHNOLOGIES INC. US00846U1016	149,76	3,18% 4,62		10.05.24 22:00:02	2.246.750 336.945.493,92
AIR PRODUCTS & CHEMICALS ... US0091581068	250,55	-0,02% -0,06		10.05.24 22:00:02	1.555.105 389.989.935,49
AIRBNB INC. CLASS A US0090661010	146,32	-0,50% -0,73		10.05.24 22:00:00	5.524.840 805.973.454,44
AKAMAI TECHNOLOGIES INC. US00971T1016	91,19	-11,00% -11,27		10.05.24 22:00:00	9.730.982 900.460.066,26
ALBEMARLE CORP US0126531013	129,62	-2,94% -3,93		10.05.24 22:00:01	1.920.618 250.204.797,72
ALEXANDRIA REAL EST. EQU.... US0152711091	121,59	0,87% 1,05		10.05.24 22:00:02	551.685 67.072.183,88
ALIGN TECHNOLOGY INC. US0162551016	271,70	-3,10% -8,69		10.05.24 22:00:00	731.078 198.846.132,15
ALLEGION PLC IE00BFRT3W74	125,99	0,25% 0,32		10.05.24 22:00:02	590.019 74.392.101,18
ALLIANT ENERGY CORP US0188021085	51,33	-0,72% -0,37		10.05.24 22:00:00	1.503.946 77.354.524,83
ALLSTATE CORP US0200021014	172,71	0,73% 1,25		10.05.24 22:00:01	901.037 155.438.240,82
ALPHABET INC A US02079K3059	168,65	-0,77% -1,31		10.05.24 22:00:00	29.799.931 5.013.182.658,27
ALPHABET INC. CLASS C US02079K1079	170,29	-0,75% -1,29		10.05.24 22:00:00	18.740.458 3.183.063.552,53
ALTRIA GROUP INC. US02209S1033	44,90	0,42% 0,19		10.05.24 22:00:02	12.160.008 545.721.381,00
AMAZON.COM INC. US0231351067	187,48	-1,07% -2,02		10.05.24 22:00:00	34.141.771 6.419.845.505,30
AMCOR PLC JE00BJ1F3079	10,36	0,39% 0,04		10.05.24 22:00:02	5.722.870 59.297.429,27

AMEREN CORP US0236081024	74,40	-0,49% -0,37		10.05.24 22:00:02	2.286.300 170.289.704,91
AMERICAN AIRLINES GROUP I... US02376R1023	14,40	-0,55% -0,08		10.05.24 22:00:00	16.180.653 233.176.949,54
AMERICAN ELECTRIC POWER C... US0255371017	91,61	0,73% 0,66		10.05.24 22:00:00	3.249.821 297.532.372,44
AMERICAN EXPRESS CO US0258161092	242,30	1,32% 3,16		10.05.24 22:01:11	2.590.895 626.100.033,51
AMERICAN INTERNATIONAL GR... US0268747849	80,11	0,29% 0,23		10.05.24 22:00:01	4.033.990 323.959.842,70
AMERICAN TOWER CORP US03027X1000	184,49	-1,01% -1,88		10.05.24 22:00:01	3.158.133 580.882.163,74
AMERICAN WATER WORKS CORP... US0304201033	135,50	0,83% 1,12		10.05.24 22:00:02	1.763.571 238.574.893,55
AMERIPRISE FINANCIAL INC. US03076C1062	433,55	0,82% 3,52		10.05.24 22:00:01	329.956 142.988.645,58
AMETEK INC. US0311001004	170,80	0,53% 0,90		10.05.24 22:00:02	1.193.660 203.928.215,86
AMGEN INC. US0311621009	310,15	-0,87% -2,71		10.05.24 22:00:00	2.611.880 814.971.317,85
AMPHENOL CORPORATION SER.... US0320951017	127,57	-0,03% -0,04		10.05.24 22:00:01	2.359.318 301.154.364,11
ANALOG DEVICES INC. US0326541051	207,19	1,17% 2,40		10.05.24 22:00:00	2.617.014 540.906.367,31
ANSYS INC. US03662Q1058	328,25	0,31% 1,00		10.05.24 22:00:00	219.870 72.234.899,06
AON PLC CLASS A IE00BLP1HW54	293,10	1,92% 5,52		10.05.24 22:00:01	2.288.988 669.502.030,48
APA CORP. US03743Q1085	30,38	-1,62% -0,50		10.05.24 22:00:00	4.247.778 129.570.946,09
APPLE INC US0378331005	183,05	-0,69% -1,27		10.05.24 22:00:00	50.759.496 9.293.928.595,55
APPLIED MATERIALS INC US0382221051	209,73	1,65% 3,40		10.05.24 22:00:00	3.502.841 735.649.474,17
APTIV PLC JE00B783TY65	82,78	-1,09% -0,91		10.05.24 22:00:02	2.046.533 170.228.914,92
ARCH CAPITAL GROUP LTD. BMG0450A1053	100,05	0,42% 0,42		10.05.24 22:00:00	1.420.422 142.514.104,79
ARCHER DANIELS MIDLAND CO US0394831020	62,98	0,86% 0,54		10.05.24 22:00:01	2.924.338 183.124.891,04
ARISTA NETWORKS INC. US0404131064	314,03	6,07% 17,96		10.05.24 22:00:02	5.518.066 1.719.445.336,07
ARTHUR J GALLAGHER & CO. US3635761097	250,82	1,32% 3,26		10.05.24 22:00:01	582.177 145.815.020,43
ASSURANT INC. US04621X1081	176,50	-1,56% -2,79		10.05.24 22:00:02	428.462 75.625.353,15
AT&T INC. US00206R1023	17,17	-0,06% -0,01		10.05.24 22:02:41	19.229.583 330.307.224,45
ATMOS ENERGY CORP US0495601058	117,18	-2,10% -2,51		10.05.24 22:00:01	3.140.268 368.700.603,32
AUTODESK INC US0527691069	217,77	-0,39% -0,86		10.05.24 22:00:00	1.032.861 225.032.844,65
AUTOMATIC DATA PROCESSING... US0530151036	246,86	0,70% 1,72		10.05.24 22:00:00	757.877 186.936.118,35
AUTOZONE INC	2.979,32	-0,26%		10.05.24	105.808

US0533321024		-7,73		22:00:02	316.164.198,92
AVALONBAY COMMUNITIES INC...	196,89	-0,13%		10.05.24	305.321
US0534841012		-0,25		22:00:01	60.134.656,28
AVERY DENNISON CORP	225,61	-0,89%		10.05.24	382.921
US0536111091		-2,03		22:00:02	86.503.077,31
AXON ENTERPRISE INC	303,43	-1,83%		10.05.24	474.003
US05464C1018		-5,66		22:00:00	144.383.036,31
BAKER HUGHES INC. 'A'	32,34	-1,34%		10.05.24	4.484.050
US05722G1004		-0,44		22:00:00	145.430.000,25
BALL CORP	69,16	-0,65%		10.05.24	1.809.967
US0584981064		-0,45		22:00:02	125.164.592,54
BANK OF AMERICA CORP.	38,45	0,44%		10.05.24	27.359.138
US0605051046		0,17		22:00:01	1.053.995.463,32
BANK OF NEW YORK MELLON C...	58,44	0,15%		10.05.24	3.255.507
US0640581007		0,09		22:00:01	190.454.594,70
BATH & BODY WORKS INC.	47,55	-2,08%		10.05.24	1.698.249
US0708301041		-1,01		22:00:02	81.146.437,40
BAXTER INTERNATIONAL INC	35,69	-0,72%		10.05.24	3.962.996
US0718131099		-0,26		22:00:02	141.649.967,86
BECTON DICKINSON AND CO.	235,67	0,29%		10.05.24	2.034.396
US0758871091		0,67		22:00:02	477.646.932,55
BERKSHIRE HATHAWAY INC. C...	412,05	0,79%		10.05.24	3.087.837
US0846707026		3,23		22:01:14	1.270.861.501,01
BEST BUY CORP INC.	74,17	0,01%		10.05.24	1.415.230
US0865161014		0,01		22:00:02	104.777.478,00
BIO-RAD LABORATORIES INC.	282,00	1,69%		10.05.24	239.380
US0905722072		4,69		22:00:01	67.406.653,70
BIO-TECHNE CORP.	80,91	1,71%		10.05.24	1.463.839
US09073M1045		1,36		22:00:00	117.835.735,45
BIOGEN IDEC INC.	221,50	-0,56%		10.05.24	655.151
US09062X1037		-1,25		22:00:00	145.475.164,23
BLACKROCK INC.	796,67	0,96%		10.05.24	607.147
US09247X1019		7,54		22:00:02	483.540.699,99
BLACKSTONE INC.	124,04	0,82%		10.05.24	2.517.809
US09260D1072		1,01		22:00:02	311.055.262,93
BOEING CO., THE	178,51	-1,51%		10.05.24	3.715.473
US0970231058		-2,74		22:00:01	666.253.581,30
BOOKING HOLDINGS INC.	3.805,75	0,68%		10.05.24	282.987
US09857L1089		25,72		22:00:00	1.074.908.767,71
BORGWARNER INC.	37,50	-0,58%		10.05.24	1.770.268
US0997241064		-0,22		22:00:02	66.511.702,25
BOSTON PROPERTIES INC.	61,50	0,11%		10.05.24	787.383
US1011211018		0,07		22:00:02	48.298.377,79
BOSTON SCIENTIFIC CORP	73,69	-0,55%		10.05.24	3.790.579
US1011371077		-0,41		22:00:02	279.764.525,78
BRISTOL-MYERS SQUIBB CO.	44,94	0,45%		10.05.24	8.699.595
US1101221083		0,20		22:00:02	389.677.043,70
BROADCOM INC.	1.332,80	2,08%		10.05.24	1.629.953
US11135F1012		27,13		22:00:00	2.172.595.388,98
BROADRIDGE FINANCIAL SOLU...	195,69	1,36%		10.05.24	560.986
US11133T1034		2,63		22:00:02	109.667.895,41
BROWN & BROWN INC.	87,07	1,71%		10.05.24	1.100.390
US1152361010		1,46		22:00:02	95.698.629,11
BROWN-FORMAN CORP	49,12	1,78%		10.05.24	1.445.602
US1156372096		0,86		22:00:02	70.643.520,96

BUILDERS FIRSTSOURCE INC. US12008R1077	166,96	-1,36% -2,30		10.05.24 22:00:02	1.874.685 314.096.802,47
BUNGE GLOBAL SA CH1300646267	106,03	0,61% 0,64		10.05.24 22:00:02	1.168.963 123.303.296,75
C.H. ROBINSON WORLDWIDE I... US12541W2098	82,72	1,80% 1,46		10.05.24 22:00:00	1.289.764 106.394.604,71
CADENCE DESIGN SYSTEMS IN... US1273871087	287,48	0,77% 2,20		10.05.24 22:00:00	840.607 241.461.737,05
CAESARS ENTERTAINMENT INC... US12769G1004	36,18	-3,00% -1,12		10.05.24 22:00:00	5.220.912 191.981.336,17
CAMDEN PROPERTY TRUST US1331311027	106,64	-0,18% -0,19		10.05.24 22:00:02	629.947 67.240.484,01
CAMPBELL SOUP COMPANY US1344291091	45,95	1,55% 0,70		10.05.24 22:00:02	1.945.741 89.056.472,45
CAPITAL ONE FINANCIAL COR... US14040H1059	142,56	0,47% 0,67		10.05.24 22:00:02	1.322.491 188.468.630,73
CARDINAL HEALTH INC. US14149Y1082	99,53	1,50% 1,47		10.05.24 22:00:02	1.726.388 172.052.136,16
CARMAX INC. US1431301027	71,71	0,94% 0,67		10.05.24 22:00:02	1.404.958 100.323.164,50
CARNIVAL CORP. PA1436583006	14,43	-0,89% -0,13		10.05.24 22:00:02	16.374.035 236.022.117,91
CARRIER GLOBAL CORP US14448C1045	65,50	0,40% 0,26		10.05.24 22:00:02	2.762.878 181.193.242,25
CATALENT INC. US1488061029	55,81	-0,30% -0,17		10.05.24 22:00:01	1.604.330 89.689.265,11
CATERPILLAR INC US1491231015	354,79	0,86% 3,01		10.05.24 22:00:02	2.210.787 785.373.389,47
CBOE GLOBAL MARKETS INC. US12503M1080	181,06	-1,02% -1,86		10.05.24 22:10:00	587.133 106.471.151,79
CBRE GROUP INC US12504L1098	90,22	3,18% 2,78		10.05.24 22:00:02	2.055.038 184.023.426,07
CDW CORP. US12514G1085	222,46	-0,23% -0,51		10.05.24 22:00:00	676.696 150.426.734,20
CELANESE CORP US1508701034	156,69	-2,93% -4,73		10.05.24 22:00:02	767.462 120.828.465,22
CENCORA INC. US03073E1055	224,60	0,23% 0,51		10.05.24 22:00:02	943.908 212.296.280,97
CENTENE CORP US15135B1017	77,79	0,18% 0,14		10.05.24 22:00:02	3.033.545 236.752.505,60
CENTERPOINT ENERGY INC. US15189T1079	29,70	-0,30% -0,09		10.05.24 22:00:02	10.141.816 300.743.574,04
CF INDUSTRIES HOLDINGS IN... US1252691001	73,95	-0,46% -0,34		10.05.24 22:00:02	1.283.914 95.143.373,76