

S&P 500

ISIN: US78378X1072 WKN: -

Overview

2024/05/06 23:07:54

Price

5,180.74 USDDifference  1.03% (52.95)

General attributes

ISIN US78378X1072

Symbol SP500

Country USA

Instruments in index 503

Type of index Price Index

Security type Index

Market data

Open 5,142.42 USD

High 5,181.00 USD

Low 5,142.42 USD

Close (prev. day) 5,127.79 USD

Trading volume (m) 2,174,332,915

Volume (pcs) 11,242,495,070,078

5Y



Information about previous performance does not guarantee future performance.

Source: FactSet

Top 5

Name 	Price	+ - (%) 	Trend 
SUPER MICR...	830.35	+6.09 	
AMERICAN A...	14.65	+5.78 	
QUANTA SER...	269.50	+5.14 	
SOUTHWEST ...	27.42	+4.86 	
MICRON TEC...	120.13	+4.73 	

Intraday 1W 1M 6m 1Y 3Y












Flop 5

Name 	Price	+ - (%) 	Trend 
TYSON FOOD...	58.50	-5.68 	
AMGEN INC.	299.48	-3.79 	
WALGREENS ...	17.26	-3.09 	
C.H. ROBIN...	78.75	-3.02 	
OLD DOMINI...	180.18	-2.64 	

Intraday 1W 1M 6m 1Y 3Y

Recent research

on market

Date	Headline	Download 
2024/05/03	 Week Ahead	
2024/05/02	 FX markets reflect uncertain interest rate outlook	
2024/05/02	 Fed continues to wait for price pressure to ease	
2024/04/26	 Week Ahead	
2024/04/26	 Global Equity Ratings	

Futures and Options

Related Futures -

Related Options -

Details

2024/05/06 23:07:54

Price

5,180.74 USD

Difference



1.03% (52.95)

General attributes

ISIN US78378X1072

Symbol SP500

Country USA

Security type Index

Instruments in index 503

Market data

Open 5,142.42 USD

High 5,181.00 USD

Low 5,142.42 USD

Close (prev. day) 5,127.79 USD

Trading volume (m) 2,174,332,915

Volume (pcs) 11,242,495,070,078

Performance and Risk

	6m	1Y	3Y
Perf (%)	+18.66%	+25.25%	+23.30%
Perf (abs.)	+814.76	+1,044.49	+979.12
Beta	-	-	-
Volatility	11.45	11.70	17.53



Information about previous performance does not guarantee future performance.

Source: FactSet

Price data























Ø price 5 days Ø volume 5 days (pcs.)	5,085.36 USD (2,570,311,662)
Ø price 30 days Ø volume 30 days (pcs.)	5,123.19 USD (2,287,449,406)
Ø price 100 days Ø volume 100 days (pcs.)	5,005.14 USD (2,286,090,571)
Ø price 250 days Ø volume 250 days (pcs.)	4,649.24 USD (2,295,789,138)
YTD High date	5,264.85 USD (2024/03/28)
YTD Low date	4,682.11 USD (2024/01/05)
52 Weeks High date	5,264.85 USD (2024/03/28)
52 Weeks Low date	4,098.92 USD (2023/05/10)

Composition

Name ISIN	Price	Diff % Diff +/-	Performance	Date Time	Turnover Pc. Turnover Money
3M COMPANY US88579Y1010	96.59	-0.58% -0.56		24/05/06 22:02:17	4,329,438 419,529,847.27
ABBOTT LABORATORIES US0028241000	105.64	-0.25% -0.26		24/05/06 22:00:02	3,789,722 400,060,156.54
ABBVIE INC. US00287Y1091	162.73	-0.65% -1.06		24/05/06 22:03:28	5,834,560 947,120,279.07
ACCENTURE PLC IE00B4BNMY34	306.06	0.77% 2.35		24/05/06 22:00:01	2,361,446 720,835,960.67
ADOBE INC. US00724F1012	493.59	1.52% 7.41		24/05/06 22:30:00	2,103,967 1,037,406,150.58
ADVANCED MICRO DEVICES IN... US0079031078	155.78	3.44% 5.18		24/05/06 22:30:00	44,599,430 6,913,486,580.23
AES CORP US00130H1059	18.88	1.12% 0.21		24/05/06 22:00:01	9,578,150 180,649,521.92
AFLAC INC. US0010551028	84.73	1.83% 1.52		24/05/06 22:00:02	1,957,966 165,528,637.06
AGILENT TECHNOLOGIES INC. US00846U1016	140.61	0.83% 1.16		24/05/06 22:00:01	1,639,410 230,647,918.07
AIR PRODUCTS & CHEMICALS ... US0091581068	247.60	0.70% 1.73		24/05/06 22:00:01	936,854 230,983,806.58
AIRBNB INC. CLASS A US0090661010	162.00	1.43% 2.29		24/05/06 22:30:00	2,911,896 470,999,614.91
AKAMAI TECHNOLOGIES INC. US00971T1016	101.08	1.41% 1.41		24/05/06 22:30:00	1,135,735 114,547,567.54
ALBEMARLE CORP US0126531013	130.78	2.09% 2.68		24/05/06 22:00:01	1,959,486 254,541,285.67
ALEXANDRIA REAL EST. EQU.... US0152711091	119.87	-0.53% -0.64		24/05/06 22:00:02	510,291 61,178,258.90
ALIGN TECHNOLOGY INC. US0162551016	287.37	-0.17% -0.50		24/05/06 22:30:00	362,401 104,157,579.40
ALLEGION PLC IE00BFRT3W74	124.88	1.63% 2.00		24/05/06 22:00:02	374,162 46,583,664.34
ALLIANT ENERGY CORP US0188021085	50.50	-0.69% -0.35		24/05/06 22:30:00	1,281,936 64,715,603.06
ALLSTATE CORP US0200021014	170.08	1.13% 1.90		24/05/06 22:00:01	1,183,266 200,791,413.13
ALPHABET INC A US02079K3059	168.10	0.51% 0.86		24/05/06 22:30:00	21,867,401 3,657,669,767.85
ALPHABET INC. CLASS C US02079K1079	169.83	0.50% 0.84		24/05/06 22:30:00	15,144,398 2,558,926,550.97
ALTRIA GROUP INC. US02209S1033	43.49	-0.23% -0.10		24/05/06 22:00:02	9,034,867 393,292,298.37
AMAZON.COM INC. US0231351067	188.70	1.34% 2.49		24/05/06 22:30:00	34,718,759 6,494,423,669.67
AMCOR PLC JE00BJ1F3079	10.09	0.80% 0.08		24/05/06 22:00:02	6,321,318 63,646,687.63

AMEREN CORP US0236081024	73.90	-0.26% -0.19		24/05/06 22:00:01	1,886,051 139,455,432.57
AMERICAN AIRLINES GROUP I... US02376R1023	14.65	5.78% 0.80	█	24/05/06 22:30:00	46,735,057 675,684,427.69
AMERICAN ELECTRIC POWER C... US0255371017	88.81	0.24% 0.21		24/05/06 22:30:00	2,354,318 209,146,982.75
AMERICAN EXPRESS CO US0258161092	234.33	1.54% 3.56	█	24/05/06 22:02:10	2,259,417 526,996,127.69
AMERICAN INTERNATIONAL GR... US0268747849	79.97	1.90% 1.49	█	24/05/06 22:00:01	4,669,060 372,577,766.31
AMERICAN TOWER CORP US03027X1000	178.69	-1.68% -3.05		24/05/06 22:00:02	2,297,893 410,942,025.44
AMERICAN WATER WORKS CORP... US0304201033	130.25	1.17% 1.50	█	24/05/06 22:00:02	1,479,489 192,117,422.25
AMERIPRISE FINANCIAL INC. US03076C1062	424.96	1.43% 6.01	█	24/05/06 22:00:02	436,037 184,958,790.94
AMETEK INC. US0311001004	168.05	0.89% 1.49	█	24/05/06 22:00:02	1,468,645 247,042,778.26
AMGEN INC. US0311621009	299.48	-3.79% -11.81		24/05/06 22:30:00	4,717,470 1,418,282,224.64
AMPHENOL CORPORATION SER... US0320951017	115.90	1.72% 1.96	█	24/05/06 22:26:32	2,259 259,909.22
ANALOG DEVICES INC. US0326541051	203.32	1.85% 3.69	█	24/05/06 22:30:00	2,168,860 439,397,187.96
ANSYS INC. US03662Q1058	321.59	0.65% 2.07		24/05/06 22:30:00	443,535 142,245,019.58
AON PLC CLASS A IE00BLP1HW54	285.47	1.96% 5.50	█	24/05/06 22:00:02	1,783,247 507,523,112.99
APA CORP. US03743Q1085	29.92	2.26% 0.66	█	24/05/06 22:30:00	6,306,566 188,539,967.55
APPLE INC US0378331005	181.71	-0.91% -1.67		24/05/06 22:30:00	78,434,193 14,264,477,281.21
APPLIED MATERIALS INC US0382221051	208.86	2.34% 4.77	█	24/05/06 22:30:00	3,638,445 756,278,714.04
APTIV PLC JE00B783TY65	84.40	4.43% 3.58	█	24/05/06 22:00:02	4,546,533 383,199,437.09
ARCH CAPITAL GROUP LTD. BMG0450A1053	97.14	2.89% 2.73	█	24/05/06 22:30:00	1,227,626 118,592,929.66
ARCHER DANIELS MIDLAND CO US0394831020	60.19	1.72% 1.02	█	24/05/06 22:00:01	4,187,566 249,627,153.79
ARISTA NETWORKS INC. US0404131064	278.82	1.61% 4.42	█	24/05/06 22:00:02	2,055,128 571,039,464.57
ARTHUR J GALLAGHER & CO. US3635761097	243.01	1.80% 4.29	█	24/05/06 22:00:01	536,914 129,989,441.11
ASSURANT INC. US04621X1081	180.49	2.50% 4.41	█	24/05/06 22:00:02	392,276 70,476,339.51
AT&T INC. US00206R1023	16.99	0.83% 0.14		24/05/06 22:02:13	24,181,948 410,296,023.39
ATMOS ENERGY CORP US0495601058	119.45	0.11% 0.13		24/05/06 22:00:01	478,755 57,152,679.91
AUTODESK INC US0527691069	216.70	0.70% 1.51	█	24/05/06 22:30:00	1,343,757 290,359,305.12
AUTOMATIC DATA PROCESSING... US0530151036	242.74	0.35% 0.85		24/05/06 22:30:00	1,108,750 268,637,310.46
AUTOZONE INC	2,967.70	0.53%	█	24/05/06	117,549

US0533321024		15.50		22:00:02	348,686,003.98
AVALONBAY COMMUNITIES INC...	195.18	1.23%	█	24/05/06	505,426
US0534841012		2.37		22:00:01	98,644,480.64
AVERY DENNISON CORP	222.14	0.27%		24/05/06	499,423
US0536111091		0.59		22:00:01	110,793,231.43
AXON ENTERPRISE INC	327.64	2.85%	█	24/05/06	772,228
US05464C1018		9.09		22:30:01	251,411,955.93
BAKER HUGHES INC. 'A'	32.00	0.25%		24/05/06	3,131,172
US05722G1004		0.08		22:30:01	100,380,178.17
BALL CORP	68.90	0.45%		24/05/06	1,929,325
US0584981064		0.31		22:00:02	132,913,653.36
BANK OF AMERICA CORP.	37.69	1.18%	█	24/05/06	28,410,878
US0605051046		0.44		22:00:02	1,068,921,887.44
BANK OF NEW YORK MELLON C...	57.48	0.84%	█	24/05/06	2,402,975
US0640581007		0.48		22:00:02	137,786,840.09
BATH & BODY WORKS INC.	47.38	3.07%	█	24/05/06	3,404,758
US0708301041		1.41		22:00:02	161,174,245.96
BAXTER INTERNATIONAL INC	36.51	-1.03%		24/05/06	5,784,421
US0718131099		-0.38		22:00:02	211,147,835.18
BECTON DICKINSON AND CO.	236.58	0.81%	█	24/05/06	1,255,426
US0758871091		1.90		22:00:02	297,046,156.02
BERKSHIRE HATHAWAY INC. C...	404.92	1.01%	█	24/05/06	3,920,253
US0846707026		4.05		22:01:32	1,579,984,884.25
BEST BUY CORP INC.	74.40	-0.09%		24/05/06	2,066,164
US0865161014		-0.07		22:00:02	153,851,785.05
BIO-RAD LABORATORIES INC.	281.97	0.76%	█	24/05/06	207,587
US0905722072		2.14		22:00:01	58,620,731.77
BIO-TECHNE CORP.	76.06	-1.59%		24/05/06	1,090,356
US09073M1045		-1.23		22:30:00	82,955,779.24
BIOGEN IDEC INC.	221.42	1.80%	█	24/05/06	1,199,848
US09062X1037		3.91		22:30:01	264,917,705.85
BLACKROCK INC.	774.64	1.40%	█	24/05/06	450,091
US09247X1019		10.73		22:00:01	346,919,875.38
BLACKSTONE INC.	121.21	2.73%	█	24/05/06	3,421,853
US09260D1072		3.22		22:00:02	413,388,455.59
BOEING CO., THE	178.35	-0.80%		24/05/06	11,908,652
US0970231058		-1.44		22:00:02	2,134,504,990.83
BOOKING HOLDINGS INC.	3,598.41	0.59%	█	24/05/06	349,977
US09857L1089		21.03		22:30:01	1,247,121,158.02
BORGWARNER INC.	36.94	1.37%	█	24/05/06	3,017,427
US0997241064		0.50		22:00:02	111,532,260.77
BOSTON PROPERTIES INC.	61.59	1.33%	█	24/05/06	811,989
US1011211018		0.81		22:00:02	49,963,864.10
BOSTON SCIENTIFIC CORP	72.55	-0.41%		24/05/06	4,922,960
US1011371077		-0.30		22:00:02	357,693,640.06
BRISTOL-MYERS SQUIBB CO.	43.90	-0.20%		24/05/06	9,127,631
US1101221083		-0.09		22:00:02	401,816,124.78
BROADCOM INC.	1,310.31	2.52%	█	24/05/06	1,628,304
US11135F1012		32.20		22:30:01	2,122,276,948.05
BROADRIDGE FINANCIAL SOLU...	200.68	0.92%	█	24/05/06	461,646
US11133T1034		1.83		22:00:02	92,245,429.35
BROWN & BROWN INC.	84.21	0.85%	█	24/05/06	1,056,796
US1152361010		0.71		22:00:02	88,979,028.27
BROWN-FORMAN CORP	46.92	-2.09%		24/05/06	1,405,875
US1156372096		-1.00		22:00:02	66,204,462.68

BUILDERS FIRSTSOURCE INC. US12008R1077	200.88	2.59% 5.07		24/05/06 22:00:02	1,737,693 347,827,480.87
BUNGE GLOBAL SA CH1300646267	102.26	1.10% 1.11		24/05/06 22:00:02	684,997 69,767,158.86
C.H. ROBINSON WORLDWIDE I... US12541W2098	78.75	-3.02% -2.45		24/05/06 22:30:00	2,101,321 166,484,894.14
CADENCE DESIGN SYSTEMS IN... US1273871087	285.19	1.26% 3.56		24/05/06 22:30:01	1,013,840 287,778,789.24
CAESARS ENTERTAINMENT INC... US12769G1004	36.05	2.04% 0.72		24/05/06 22:30:00	3,081,389 110,786,518.74
CAMDEN PROPERTY TRUST US1331311027	105.98	0.86% 0.90		24/05/06 22:00:02	1,675,158 177,506,515.36
CAMPBELL SOUP COMPANY US1344291091	44.88	0.00% 0.00		24/05/06 22:00:02	2,056,660 92,095,004.84
CAPITAL ONE FINANCIAL COR... US14040H1059	143.33	0.65% 0.92		24/05/06 22:00:02	1,493,571 214,179,590.72
CARDINAL HEALTH INC. US14149Y1082	98.59	-0.32% -0.32		24/05/06 22:00:02	1,889,756 186,640,273.04
CARMAX INC. US1431301027	69.59	1.28% 0.88		24/05/06 22:00:02	1,794,492 124,878,627.99
CARNIVAL CORP. PA1436583006	14.60	1.11% 0.16		24/05/06 22:00:02	29,354,012 427,668,772.03
CARRIER GLOBAL CORP US14448C1045	64.06	3.17% 1.97		24/05/06 22:00:02	4,583,895 293,047,181.64
CATALENT INC. US1488061029	56.37	-0.23% -0.13		24/05/06 22:00:02	1,187,678 67,030,001.73
CATERPILLAR INC US1491231015	342.10	1.59% 5.35		24/05/06 22:00:02	1,653,814 564,372,054.30
CBOE GLOBAL MARKETS INC. US12503M1080	182.87	1.78% 3.20		24/05/06 22:00:00	979,753 178,568,230.42
CBRE GROUP INC US12504L1098	86.32	-0.33% -0.29		24/05/06 22:00:02	2,521,745 217,418,443.89
CDW CORP. US12514G1085	221.82	1.03% 2.26		24/05/06 22:30:01	675,120 149,460,650.07
CELANESE CORP US1508701034	159.08	1.22% 1.91		24/05/06 22:00:01	369,637 58,571,898.09
CENCORA INC. US03073E1055	224.04	0.04% 0.09		24/05/06 22:00:01	1,582,709 354,401,867.69
CENTENE CORP US15135B1017	75.14	0.44% 0.33		24/05/06 22:00:02	2,780,170 208,684,542.04
CENTERPOINT ENERGY INC. US15189T1079	29.32	-0.44% -0.13		24/05/06 22:00:02	3,537,633 103,740,348.60
CF INDUSTRIES HOLDINGS IN... US1252691001	74.51	0.57% 0.42		24/05/06 22:00:02	2,433,888 181,991,759.88