

S&P 500

ISIN: US78378X1072 WKN: -

Overview

2024/05/02 23:40:58

Price

5,064.20 USDDifference  0.91% (45.81)

General attributes

ISIN US78378X1072

Symbol SP500

Country USA

Instruments in index 503

Type of index Price Index

Security type Index

Market data

Open 5,049.32 USD

High 5,073.21 USD

Low 5,011.05 USD

Close (prev. day) 5,018.39 USD

Trading volume (m) 2,622,597,256

Volume (pcs) 7,416,680,848

5Y



Information about previous performance does not guarantee future performance.

Source: FactSet

Top 5

Name 	Price	+ - (%) 	Trend 
HOWMET AER...	77.10	+15.45	
PARAMOUNT ...	13.86	+13.05	
MODERNA IN...	125.59	+12.68	
C.H. ROBIN...	80.93	+12.26	
APTIV PLC	77.79	+11.53	

Intraday 1W 1M 6m 1Y 3Y












Flop 5

Name 	Price	+ - (%) 	Trend 
ETSY INC U...	59.30	-14.97	
QORVO INC	95.81	-14.37	
HUNTINGTON...	245.19	-11.50	
PAYCOM SOF...	166.72	-10.48	
BAXTER INT...	36.91	-8.50	

Intraday 1W 1M 6m 1Y 3Y

Recent research

on market

Date	Headline	Download 
2024/05/02	 FX markets reflect uncertain interest rate outlook	
2024/05/02	 Fed continues to wait for price pressure to ease	
2024/04/26	 Week Ahead	
2024/04/26	 Global Equity Ratings	
2024/04/19	 Week Ahead	

Futures and Options

Related Futures -

Related Options -

Details

2024/05/02 23:40:58

Price

5,064.20 USDDifference  0.91% (45.81)

General attributes

ISIN US78378X1072

Symbol SP500

Country USA

Security type Index

Instruments in index 503

Market data

Open 5,049.32 USD

High 5,073.21 USD

Low 5,011.05 USD

Close (prev. day) 5,018.39 USD

Trading volume (m) 2,622,597,256

Volume (pcs) 7,416,680,848

Performance and Risk

	6m	1Y	3Y
Perf (%)	+17.29%	+22.93%	+21.12%
Perf (abs.)	+746.42	+944.62	+883.03
Beta	-	-	-
Volatility	11.27	11.74	17.50



Information about previous performance does not guarantee future performance.

Source: FactSet

Price data

Ø price 5 days Ø volume 5 days (pcs.)	5,066.88 USD (2,583,976,010)
Ø price 30 days Ø volume 30 days (pcs.)	5,128.15 USD (2,268,209,053)
Ø price 100 days Ø volume 100 days (pcs.)	4,996.21 USD (2,316,621,849)
Ø price 250 days Ø volume 250 days (pcs.)	4,641.23 USD (2,295,391,110)
YTD High date	5,264.85 USD (2024/03/28)
YTD Low date	4,682.11 USD (2024/01/05)
52 Weeks High date	5,264.85 USD (2024/03/28)
52 Weeks Low date	4,048.28 USD (2023/05/04)

Composition

Name ISIN	Price	Diff % Diff +/-	Performance	Date Time	Turnover Pc. Turnover Money
3M COMPANY US88579Y1010	96.81	-1.66% -1.63		24/05/02 22:01:19	6,317,061 613,785,851.46
ABBOTT LABORATORIES US0028241000	105.92	-0.35% -0.37		24/05/02 22:00:02	3,708,515 392,133,662.10
ABBVIE INC. US00287Y1091	160.81	-0.56% -0.91		24/05/02 22:00:02	5,904,251 944,515,447.01
ACCENTURE PLC IE00B4BNMY34	300.34	0.56% 1.68		24/05/02 22:00:01	2,684,185 805,847,933.75
ADOBE INC. US00724F1012	476.57	1.53% 7.18		24/05/02 22:00:00	2,516,422 1,193,331,518.99
ADVANCED MICRO DEVICES IN... US0079031078	146.16	1.31% 1.89		24/05/02 22:00:01	50,034,730 7,238,168,227.08
AES CORP US00130H1059	18.93	4.18% 0.76		24/05/02 22:00:01	11,059,060 207,393,915.96
AFLAC INC. US0010551028	84.04	-0.63% -0.53		24/05/02 22:00:02	4,761,596 395,032,203.15
AGILENT TECHNOLOGIES INC. US00846U1016	137.52	-0.84% -1.17		24/05/02 22:00:01	1,146,813 157,863,260.35
AIR PRODUCTS & CHEMICALS ... US0091581068	243.69	2.61% 6.20		24/05/02 22:00:02	1,811,411 437,913,629.85
AIRBNB INC. CLASS A US0090661010	158.33	1.39% 2.17		24/05/02 22:00:00	4,778,430 745,907,153.21
AKAMAI TECHNOLOGIES INC. US00971T1016	99.74	-1.14% -1.15		24/05/02 22:00:00	1,941,317 192,398,517.70
ALBEMARLE CORP US0126531013	125.30	5.29% 6.30		24/05/02 22:00:01	4,490,002 557,807,146.51
ALEXANDRIA REAL EST. EQU.... US0152711091	118.17	1.18% 1.38		24/05/02 22:00:02	815,876 95,967,600.43
ALIGN TECHNOLOGY INC. US0162551016	286.54	0.71% 2.02		24/05/02 22:00:00	605,041 172,582,205.63
ALLEGION PLC IE00BFRT3W74	122.26	0.99% 1.20		24/05/02 22:00:02	503,144 61,265,376.45
ALLIANT ENERGY CORP US0188021085	50.85	0.97% 0.49		24/05/02 22:00:00	1,983,023 100,426,020.20
ALLSTATE CORP US0200021014	169.18	-1.39% -2.38		24/05/02 22:00:01	3,182,070 542,133,311.27
ALPHABET INC A US02079K3059	166.62	1.68% 2.76		24/05/02 22:00:00	24,294,549 4,026,786,602.84
ALPHABET INC. CLASS C US02079K1079	168.46	1.75% 2.89		24/05/02 22:00:00	17,041,119 2,854,553,480.42
ALTRIA GROUP INC. US02209S1033	43.98	0.37% 0.16		24/05/02 22:00:01	9,054,913 398,459,829.91
AMAZON.COM INC. US0231351067	184.72	3.20% 5.72		24/05/02 22:00:00	54,303,510 9,948,061,641.94
AMCOR PLC JE00BJ1F3079	9.87	0.71% 0.07		24/05/02 22:00:02	11,725,145 115,680,315.52

AMEREN CORP US0236081024	75.25	1.02% 0.76	█	24/05/02 22:00:01	1,216,744 91,228,169.64
AMERICAN AIRLINES GROUP I... US02376R1023	13.865	2.10% 0.28	█	24/05/02 22:00:01	24,191,513 334,243,664.35
AMERICAN ELECTRIC POWER C... US0255371017	88.25	0.11% 0.10		24/05/02 22:00:00	2,672,773 235,590,213.20
AMERICAN EXPRESS CO US0258161092	232.50	0.45% 1.04		24/05/02 22:02:44	2,734,874 635,684,529.52
AMERICAN INTERNATIONAL GR... US0268747849	78.10	3.02% 2.29	█	24/05/02 22:00:02	6,490,296 505,621,536.33
AMERICAN TOWER CORP US03027X1000	179.64	1.58% 2.80	█	24/05/02 22:00:02	3,278,182 585,063,476.48
AMERICAN WATER WORKS CORP... US0304201033	125.95	0.66% 0.83		24/05/02 22:00:02	2,778,751 348,041,029.62