

S&P 500

ISIN: US78378X1072 WKN: -

Přehled

01.05.2024 23:12:38

Cena

5.018,39 USDZměna  -0,34% (-17,30)

Základní údaje

ISIN US78378X1072

Symbol SP500

Stát USA

Nástroje v indexu 503

Typ indexu Price Index

Typ cenného papíru Index

Tržní data

Otevírací cena 5.029,03 USD

Max 5.096,12 USD

Min 5.013,45 USD

Závěrečná cena
(předchozí den) 5.035,69 USDObchodovaný objem
(mil.) 2.863.485.285

Objem (kusy) 31.801.379.255

Top 5

Název	Cena	+ - (%)	Trend
BIO-TECHNE...	73,46	+16,22	
GARMIN LTD...	163,42	+13,12	
AMCOR PLC	9,80	+9,62	
DUPONT DE ...	78,31	+8,01	
PARAMOUNT ...	12,255	+7,78	

Denní 1t 1m 6m 1r 3r

Flop 5

Název	Cena	+ - (%)	Trend
CVS HEALTH...	56,31	-16,84	
STARBUCKS ...	74,44	-15,88	
SKYWORKS S...	90,285	-15,30	
NORWEGIAN ...	16,08	-15,01	
SUPER MICR...	738,30	-14,03	

51

5,000.00

4,500.00

4,000.00

3,500.00

3,000.00

2,500.00

2020

2021

2022

2023











2024

Minulá výkonnost nezaručuje výkonnost budoucí.

Zdroj: FactSet

Aktuální analýzy a prognózy

Z trhů

Datum	Nadpis	Stáhnout
02.05.2024	 FX markets reflect uncertain interest rate outlook	
02.05.2024	 Fed continues to wait for price pressure to ease	
26.04.2024	 Week Ahead	
26.04.2024	 Global Equity Ratings	
19.04.2024	 Week Ahead	

Denní 1t 1m 6m 1r 3r

Futures a opce

Související Futures -

Související Opce -

Detaily

01.05.2024 23:12:38

Cena

5.018,39 USDZměna  -0,34% (-17,30)

Základní údaje

ISIN US78378X1072

Symbol SP500

Stát USA

Typ cenného papíru Index

Nástroje v indexu 503

Tržní data

Otevírací cena 5.029,03 USD

Max 5.096,12 USD

Min 5.013,45 USD

Závěrečná cena (předchozí den) 5.035,69 USD

Obchodovaný objem (mil.) 2.863.485.285

Objem (kusy) 31.801.379.255

Výkonnost a riziko

	6m	1r	3r
Výkonn. (%)	+18,42%	+20,41%	+20,02%
Výkonn. (abs.)	+780,53	+850,52	+837,22
Beta	-	-	-
Volatilita	11,27	11,74	17,50






























Minulá výkonnost nezaručuje výkonnost budoucí.

Zdroj: FactSet

Ceny

Ø cena 5 dní Ø objem 5 dní (ks.)	5.063,73 USD (2.613.956.902)
Ø cena 30 dní Ø objem 30 dní (ks.)	5.134,26 USD (2.267.281.511)
Ø cena 100 dní Ø objem 100 dní (ks.)	4.992,58 USD (2.329.820.203)
Ø cena 250 dní Ø objem 250 dní (ks.)	4.637,62 USD (2.294.861.727)
YTD Max datum	5.264,85 USD (28.03.2024)
YTD Min datum	4.682,11 USD (05.01.2024)
52týdenní max. datum	5.264,85 USD (28.03.2024)
52týdenní min. datum	4.048,28 USD (04.05.2023)

Složení

Název  ISIN	Cena	Změna %  Změna +/-	Výkonnost 	Datum Čas	Obrát v kusech  Peněžní obrát 
3M COMPANY US88579Y1010	98,44	2,00% 1,93		01.05.24 22:00:02	11.064.300 1.092.696.671,62
ABBOTT LABORATORIES US0028241000	106,29	0,30% 0,32		01.05.24 22:00:01	4.097.108 436.160.895,59
ABBVIE INC. US00287Y1091	161,72	-0,57% -0,92		01.05.24 22:00:02	5.178.876 840.556.398,35
ACCENTURE PLC IE00B4BNMY34	298,66	-0,75% -2,25		01.05.24 22:00:01	2.617.356 785.088.579,32
ADOBE INC. US00724F1012	469,39	1,42% 6,56		01.05.24 22:00:00	2.490.171 1.166.932.396,35
ADVANCED MICRO DEVICES IN... US0079031078	144,20	-8,95% -14,18		01.05.24 22:00:01	89.413.168 13.047.462.101,05
AES CORP US00130H1059	18,17	1,51% 0,27		01.05.24 22:00:01	8.972.082 162.761.217,57
AFLAC INC. US0010551028	84,57	1,10% 0,92		01.05.24 22:00:01	2.335.323 197.494.471,34
AGILENT TECHNOLOGIES INC. US00846U1016	138,69	1,20% 1,65		01.05.24 22:00:02	848.964 117.568.738,64
AIR PRODUCTS & CHEMICALS ... US0091581068	237,49	0,49% 1,15		01.05.24 22:00:02	1.845.058 438.684.058,06
AIRBNB INC. CLASS A US0090661010	156,125	-1,54% -2,44		01.05.24 22:00:02	2.752.108 433.192.757,16
AKAMAI TECHNOLOGIES INC. US00971T1016	100,90	-0,03% -0,03		01.05.24 22:00:02	767.625 77.831.427,93
ALBEMARLE CORP US0126531013	119,00	-1,09% -1,31		01.05.24 22:00:01	2.701.547 322.876.033,64
ALEXANDRIA REAL EST. EQU.... US0152711091	116,79	0,79% 0,92		01.05.24 22:00:01	770.095 90.151.195,08
ALIGN TECHNOLOGY INC. US0162551016	284,52	0,76% 2,14		01.05.24 22:00:00	764.066 216.497.835,31
ALLEGION PLC IE00BFRT3W74	121,06	-0,41% -0,50		01.05.24 22:00:02	691.442 83.886.114,00
ALLIANT ENERGY CORP US0188021085	50,36	1,12% 0,56		01.05.24 22:00:00	1.953.447 98.397.574,14
ALLSTATE CORP US0200021014	171,56	0,88% 1,50		01.05.24 22:00:01	1.694.292 291.352.620,98
ALPHABET INC A US02079K3059	163,795	0,62% 1,01		01.05.24 22:00:02	33.493.151 5.521.303.823,86
ALPHABET INC. CLASS C US02079K1079	165,555	0,56% 0,92		01.05.24 22:00:02	25.223.245 4.203.826.791,93
ALTRIA GROUP INC. US02209S1033	43,82	0,02% 0,01		01.05.24 22:00:01	7.367.268 323.428.218,76
AMAZON.COM INC. US0231351067	178,86	2,21% 3,86		01.05.24 22:00:02	94.645.148 17.073.256.228,15
AMCOR PLC JE00BJ1F3079	9,80	9,62% 0,86		01.05.24 22:00:02	25.830.875 253.239.305,72

AMEREN CORP US0236081024	74,49	0,84% 0,62		01.05.24 22:00:02	1.554.213 115.761.567,45
AMERICAN AIRLINES GROUP I... US02376R1023	13,58	0,52% 0,07		01.05.24 22:00:02	28.428.269 385.089.420,26
AMERICAN ELECTRIC POWER C... US0255371017	88,16	2,48% 2,13		01.05.24 22:00:02	5.344.739 469.944.299,22
AMERICAN EXPRESS CO US0258161092	231,46	-1,10% -2,57		01.05.24 22:01:20	4.176.158 971.117.325,59
AMERICAN INTERNATIONAL GR... US0268747849	75,81	0,66% 0,50		01.05.24 22:00:01	4.549.230 345.188.567,08
AMERICAN TOWER CORP US03027X1000	176,84	3,08% 5,28		01.05.24 22:00:02	3.877.575 681.263.207,20
AMERICAN WATER WORKS CORP... US0304201033	125,12	2,29% 2,80		01.05.24 22:00:02	2.712.491 338.319.219,33
AMERIPRISE FINANCIAL INC. US03076C1062	413,44	0,40% 1,65		01.05.24 22:00:01	490.533 203.327.068,95
AMETEK INC. US0311001004	173,98	-0,39% -0,68		01.05.24 22:00:02	1.267.970 221.150.407,05
AMGEN INC. US0311621009	277,40	1,26% 3,46		01.05.24 22:00:02	2.323.935 643.920.777,62
AMPHENOL CORPORATION SER... US0320951017	119,26	-1,25% -1,51		01.05.24 22:00:02	4.353.324 521.413.928,98
ANALOG DEVICES INC. US0326541051	193,98	-3,30% -6,63		01.05.24 22:00:00	3.554.680 694.219.371,82
ANSYS INC. US03662Q1058	321,48	-1,05% -3,40		01.05.24 22:00:00	516.474 166.449.947,66
AON PLC CLASS A IE00BLP1HW54	283,81	0,64% 1,80		01.05.24 22:00:01	1.819.693 516.540.576,14
APA CORP. US03743Q1085	30,51	-2,96% -0,93		01.05.24 22:00:01	7.638.634 233.968.439,58
APPLE INC US0378331005	169,30	-0,60% -1,03		01.05.24 22:00:02	50.383.147 8.601.756.426,60
APPLIED MATERIALS INC US0382221051	193,99	-2,35% -4,66		01.05.24 22:00:00	5.815.491 1.133.746.647,95
APTIV PLC JE00B783TY65	69,75	-1,76% -1,25		01.05.24 22:00:02	4.209.300 295.859.500,29
ARCH CAPITAL GROUP LTD. BMG0450A1053	95,80	2,42% 2,26		01.05.24 22:00:00	2.578.318 246.226.177,36
ARCHER DANIELS MIDLAND CO US0394831020	58,37	-0,49% -0,29		01.05.24 22:00:01	5.208.381 306.492.935,86
ARISTA NETWORKS INC. US0404131064	255,21	-0,53% -1,35		01.05.24 22:00:01	2.260.201 577.791.700,65
ARTHUR J GALLAGHER & CO. US3635761097	238,80	1,75% 4,11		01.05.24 22:00:01	897.198 214.307.947,54
ASSURANT INC. US04621X1081	174,65	0,14% 0,25		01.05.24 22:00:01	308.977 54.111.559,94
AT&T INC. US00206R1023	16,92	0,18% 0,03		01.05.24 22:02:20	39.355.576 667.587.150,32
ATMOS ENERGY CORP US0495601058	118,66	0,64% 0,76		01.05.24 22:00:01	498.525 59.174.474,11
AUTODESK INC US0527691069	210,70	-1,01% -2,15		01.05.24 22:00:02	1.687.750 357.025.769,71
AUTOMATIC DATA PROCESSING... US0530151036	247,31	2,24% 5,42		01.05.24 22:00:01	2.782.446 694.916.622,51
AUTOZONE INC	2.946,81	-0,32%		01.05.24	95.232

US0533321024		-9,59		22:00:01	280.609.992,27
AVALONBAY COMMUNITIES INC...	187,93	-0,87%		01.05.24	657.239
US0534841012		-1,64		22:00:01	124.035.749,63
AVERY DENNISON CORP	217,83	0,25%		01.05.24	432.899
US0536111091		0,55		22:00:01	94.446.498,26
AXON ENTERPRISE INC	311,57	-0,67%		01.05.24	693.734
US05464C1018		-2,09		22:00:00	216.458.251,62
BAKER HUGHES INC. 'A'	31,89	-2,24%		01.05.24	4.941.651
US05722G1004		-0,73		22:00:00	158.378.158,53
BALL CORP	68,28	-1,85%		01.05.24	3.401.114
US0584981064		-1,29		22:00:01	232.478.857,69
BANK OF AMERICA CORP.	36,94	-0,19%		01.05.24	32.277.502
US0605051046		-0,07		22:00:02	1.196.752.722,43
BANK OF NEW YORK MELLON C...	56,46	-0,05%		01.05.24	4.053.956
US0640581007		-0,03		22:00:02	228.768.428,12
BATH & BODY WORKS INC.	43,83	-3,50%		01.05.24	4.544.969
US0708301041		-1,59		22:00:02	199.822.159,13
BAXTER INTERNATIONAL INC	40,34	-0,07%		01.05.24	3.358.151
US0718131099		-0,03		22:00:01	135.424.534,81
BECTON DICKINSON AND CO.	233,72	-0,38%		01.05.24	2.721.644
US0758871091		-0,88		22:00:02	637.016.410,58
BERKSHIRE HATHAWAY INC. C...	398,58	0,47%		01.05.24	2.606.198
US0846707026		1,85		22:00:44	1.040.594.927,74
BEST BUY CORP INC.	72,03	-2,19%		01.05.24	2.466.362
US0865161014		-1,61		22:00:01	178.033.930,49
BIO-RAD LABORATORIES INC.	274,06	1,60%		01.05.24	383.476
US0905722072		4,31		22:00:02	104.907.402,35
BIO-TECHNE CORP.	73,46	16,22%		01.05.24	3.117.232
US09073M1045		10,25		22:00:00	231.012.034,07
BIOGEN IDEC INC.	216,13	0,61%		01.05.24	916.375
US09062X1037		1,31		22:00:00	198.413.122,18
BLACKROCK INC.	751,58	-0,41%		01.05.24	614.845
US09247X1019		-3,06		22:00:02	465.062.466,52
BLACKSTONE INC.	117,49	0,75%		01.05.24	4.142.689
US09260D1072		0,88		22:00:02	488.453.299,94
BOEING CO., THE	171,50	2,18%		01.05.24	6.206.091
US0970231058		3,66		22:00:02	1.060.826.574,77
BOOKING HOLDINGS INC.	3.415,64	-1,05%		01.05.24	226.212
US09857L1089		-36,39		22:00:00	775.703.981,30
BORGWARNER INC.	32,87	0,31%		01.05.24	3.658.081
US0997241064		0,10		22:00:02	120.841.570,58
BOSTON PROPERTIES INC.	59,235	-4,29%		01.05.24	2.343.349
US1011211018		-2,66		22:00:02	139.877.800,10
BOSTON SCIENTIFIC CORP	72,21	0,47%		01.05.24	6.021.096
US1011371077		0,34		22:00:02	434.082.381,67
BRISTOL-MYERS SQUIBB CO.	44,21	0,61%		01.05.24	13.247.159
US1101221083		0,27		22:00:02	584.726.045,22
BROADCOM INC.	1.242,86	-4,42%		01.05.24	3.095.783
US11135F1012		-57,41		22:00:00	3.899.427.712,07
BROADRIDGE FINANCIAL SOLU...	193,43	0,01%		01.05.24	333.705
US11133T1034		0,02		22:00:02	64.679.996,77
BROWN & BROWN INC.	82,70	1,42%		01.05.24	1.332.350
US1152361010		1,16		22:00:02	110.046.719,67
BROWN-FORMAN CORP	47,31	-1,13%		01.05.24	1.635.041
US1156372096		-0,54		22:00:02	77.466.732,52

BUILDERS FIRSTSOURCE INC. US12008R1077	184,39	0,86% 1,57	█	01.05.24 22:00:02	1.418.863 262.721.183,43
BUNGE GLOBAL SA CH1300646267	100,95	-0,80% -0,81		01.05.24 22:00:02	1.579.272 160.324.020,88
C.H. ROBINSON WORLDWIDE I... US12541W2098	72,09	1,54% 1,09	█	01.05.24 22:00:00	2.855.929 205.469.552,37
CADENCE DESIGN SYSTEMS IN... US1273871087	274,55	-0,39% -1,08		01.05.24 22:00:00	2.082.475 573.253.244,60
CAESARS ENTERTAINMENT INC... US12769G1004	36,37	1,54% 0,55	█	01.05.24 22:00:00	11.586.250 421.061.340,35
CAMDEN PROPERTY TRUST US1331311027	98,55	-1,13% -1,13		01.05.24 22:00:02	1.258.639 124.366.335,19
CAMPBELL SOUP COMPANY US1344291091	45,53	-0,39% -0,18		01.05.24 22:00:02	2.414.193 109.941.101,04
CAPITAL ONE FINANCIAL COR... US14040H1059	141,64	-1,25% -1,79		01.05.24 22:00:02	1.948.347 276.295.839,99
CARDINAL HEALTH INC. US14149Y1082	102,17	-0,84% -0,87		01.05.24 22:00:02	2.858.908 292.281.617,08
CARMAX INC. US1431301027	67,21	-1,12% -0,76		01.05.24 22:00:02	1.788.644 120.737.909,32
CARNIVAL CORP. PA1436583006	14,465	-2,40% -0,36		01.05.24 22:00:02	33.944.508 490.332.262,48
CARRIER GLOBAL CORP US14448C1045	61,12	-0,60% -0,37		01.05.24 22:00:02	4.240.466 259.832.353,54
CATALENT INC. US1488061029	56,00	0,27% 0,15	█	01.05.24 22:00:01	1.637.869 91.553.571,25
CATERPILLAR INC US1491231015	331,07	-1,05% -3,50		01.05.24 22:00:02	3.520.821 1.168.066.366,28
CBOE GLOBAL MARKETS INC. US12503M1080	179,90	-0,69% -1,25		01.05.24 22:00:00	535.368 96.437.401,89
CBRE GROUP INC US12504L1098	86,27	-0,71% -0,62		01.05.24 22:00:02	1.327.958 114.683.760,60
CDW CORP. US12514G1085	214,61	-11,27% -27,25		01.05.24 22:00:00	2.422.022 527.099.883,22
CELANESE CORP US1508701034	154,44	0,54% 0,83	█	01.05.24 22:00:02	580.021 89.514.284,47
CENCORA INC. US03073E1055	229,20	-4,12% -9,85		01.05.24 22:00:02	3.291.636 752.661.653,43
CENTENE CORP US15135B1017	72,22	-1,15% -0,84		01.05.24 22:00:02	4.361.044 317.120.438,44
CENTERPOINT ENERGY INC. US15189T1079	29,32	0,62% 0,18	█	01.05.24 22:00:02	6.046.073 176.762.906,36
CF INDUSTRIES HOLDINGS IN... US1252691001	77,97	-1,27% -1,00		01.05.24 22:00:02	1.889.324 147.153.192,12