

S&P 500

ISIN: US78378X1072

WKN: -

Přehled

26.04.2024 23:18:18

Cena

5.099,96 USD

Změna



1,02% (51,54)

Základní údaje

ISIN	US78378X1072
Symbol	SP500
Stát	USA
Nástroje v indexu	503
Typ indexu	Price Index
Typ cenného papíru	Index

Tržní data

Otevírací cena	5.084,65 USD
Max	5.114,62 USD
Min	5.073,14 USD
Závěrečná cena (předchozí den)	5.048,42 USD
Obchodovaný objem (mil.)	2.401.044.210
Objem (kusy)	12.248.716.618.517

Top 5

Název	Cena	+ - (%)	Trend
RESMED INC...	218,06	+18,89	
ALPHABET I...	171,95	+10,22	
ALPHABET I...	173,69	+9,97	
SUPER MICR...	857,44	+8,90	
BALL CORP	69,80	+6,65	

Denní 1t 1m 6m 1r 3r

Flop 5

Název	Cena	+ - (%)	Trend
DEXCOM INC...	124,34	-9,91	
INTEL CORP...	31,88	-9,20	
OLD DOMINI...	182,42	-7,24	
FAIR ISAAC...	1.110,85	-6,94	

51

5,000.00

4,500.00

4,000.00

3,500.00

3,000.00

2,500.00

2020

2021

2022

2023

2024

Minulá výkonnost nezaručuje výkonnost budoucí.

Zdroj: FactSet

Aktuální analýzy a prognózy

Z trhů

Datum	Nadpis	Stáhnout
26.04.2024	Week Ahead	
26.04.2024	Global Equity Ratings	
19.04.2024	Week Ahead	
12.04.2024	Week Ahead	
05.04.2024	Week Ahead	

AON PLC CL... 285,03 -6,85 

Denní 1t 1m 6m 1r 3r

Futures a opce

Související Futures -

Související Opce -

Detaily

26.04.2024 23:18:18

Cena

5.099,96 USD

Změna



1,02% (51,54)

Základní údaje

ISIN US78378X1072

Symbol SP500

Stát USA

Typ cenného papíru Index

Nástroje v indexu 503

Tržní data

Otevírací cena 5.084,65 USD

Max 5.114,62 USD

Min 5.073,14 USD

Závěrečná cena (předchozí den) 5.048,42 USD

Obchodovaný objem (mil.) 2.401.044.210

Objem (kusy) 12.248.716.618.517

Výkonnost a riziko

	6m	1r	3r
Výkonn. (%)	+23,27%	+25,74%	+21,79%
Výkonn. (abs.)	+962,73	+1.043,97	+912,34
Beta	-	-	-
Volatilita	11,39	11,70	17,47



51





Minulá výkonnost nezaručuje výkonnost budoucí.

Zdroj: FactSet

Ceny

Ø cena 5 dní Ø objem 5 dní (ks.)	5.060,23 USD (2.455.271.833)
Ø cena 30 dní Ø objem 30 dní (ks.)	5.147,44 USD (2.231.238.556)
Ø cena 100 dní Ø objem 100 dní (ks.)	4.979,98 USD (2.327.437.199)
Ø cena 250 dní Ø objem 250 dní (ks.)	4.626,10 USD (2.289.631.717)
YTD Max datum	5.264,85 USD (28.03.2024)
YTD Min datum	4.682,11 USD (05.01.2024)
52týdenní max. datum	5.264,85 USD (28.03.2024)
52týdenní min. datum	4.048,28 USD (04.05.2023)

Složení

Název  ISIN	Cena	Změna %  Změna +/-	Výkonnost 	Datum Čas	Obrat v kusech  Peněžní obrat 
3M COMPANY US88579Y1010	91,83	0,46% 0,42		26.04.24 22:00:02	4.520.901 415.172.707,77
ABBOTT LABORATORIES US0028241000	107,53	0,63% 0,67		26.04.24 22:00:02	3.575.566 384.254.524,79
ABBVIE INC. US00287Y1091	159,62	-4,58% -7,67		26.04.24 22:00:02	10.721.740 1.719.583.799,24
ACCENTURE PLC IE00B4BNMY34	308,01	-0,32% -0,99		26.04.24 22:00:01	3.371.848 1.039.266.724,89
ADOBE INC. US00724F1012	477,56	0,87% 4,12		26.04.24 22:00:00	2.460.261 1.177.962.078,48
ADVANCED MICRO DEVICES IN... US0079031078	157,40	2,37% 3,64		26.04.24 22:00:00	42.510.708 6.678.473.433,49
AES CORP US00130H1059	17,21	0,47% 0,08		26.04.24 22:00:01	4.772.193 82.592.190,64
AFLAC INC. US0010551028	83,61	-0,14% -0,12		26.04.24 22:00:02	1.839.028 153.769.989,38
AGILENT TECHNOLOGIES INC. US00846U1016	137,74	1,00% 1,37		26.04.24 22:00:02	754.945 103.947.936,66
AIR PRODUCTS & CHEMICALS ... US0091581068	236,08	0,43% 1,00		26.04.24 22:00:02	1.251.373 295.375.203,68
AIRBNB INC. CLASS A US0090661010	164,23	0,75% 1,22		26.04.24 22:00:00	2.821.077 463.849.216,44
AKAMAI TECHNOLOGIES INC. US00971T1016	101,68	-0,11% -0,11		26.04.24 22:00:00	820.088 83.597.330,26
ALBEMARLE CORP US0126531013	116,88	1,65% 1,90		26.04.24 22:00:01	1.723.562 201.451.398,21
ALEXANDRIA REAL EST. EQU.... US0152711091	116,24	-0,90% -1,06		26.04.24 22:00:01	888.255 103.852.600,02
ALIGN TECHNOLOGY INC. US0162551016	309,02	-0,48% -1,48		26.04.24 22:00:00	737.294 230.648.418,84
ALLEGION PLC IE00BFRT3W74	123,85	-0,82% -1,02		26.04.24 22:00:02	975.466 121.078.390,61
ALLIANT ENERGY CORP US0188021085	49,59	-1,27% -0,64		26.04.24 22:00:00	1.661.262 82.636.755,30
ALLSTATE CORP US0200021014	170,07	-1,32% -2,27		26.04.24 22:00:02	1.279.038 216.841.558,64
ALPHABET INC A US02079K3059	171,95	10,22% 15,95		26.04.24 22:00:00	64.665.299 11.123.059.820,75
ALPHABET INC. CLASS C US02079K1079	173,69	9,97% 15,74		26.04.24 22:00:00	56.500.787 9.816.274.033,31
ALTRIA GROUP INC. US02209S1033	43,38	-0,37% -0,16		26.04.24 22:00:02	13.794.252 600.838.498,05
AMAZON.COM INC. US0231351067	179,62	3,43% 5,95		26.04.24 22:00:00	43.919.765 7.860.349.400,82
AMCOR PLC JE00BJ1F3079	8,97	0,22% 0,02		26.04.24 22:00:02	5.732.955 51.612.783,26

AMEREN CORP US0236081024	73,66	-1,47% -1,10		26.04.24 22:00:02	1.201.406 88.899.020,03
AMERICAN AIRLINES GROUP I... US02376R1023	13,88	-1,77% -0,25		26.04.24 22:00:00	36.527.836 503.744.822,94
AMERICAN ELECTRIC POWER C... US0255371017	85,26	-1,84% -1,60		26.04.24 22:00:00	2.975.865 254.990.353,97
AMERICAN EXPRESS CO US0258161092	235,64	-0,62% -1,46		26.04.24 22:02:00	2.993.335 706.055.138,47
AMERICAN INTERNATIONAL GR... US0268747849	74,53	-0,13% -0,10		26.04.24 22:00:01	5.027.158 374.926.250,48
AMERICAN TOWER CORP US03027X1000	171,69	-0,70% -1,21		26.04.24 22:00:02	1.701.397 293.466.855,30
AMERICAN WATER WORKS CORP... US0304201033	120,78	-0,63% -0,77		26.04.24 22:00:02	1.058.519 128.373.540,40
AMERIPRISE FINANCIAL INC. US03076C1062	410,01	-0,22% -0,90		26.04.24 22:00:02	454.209 186.418.809,80
AMETEK INC. US0311001004	177,51	-0,24% -0,42		26.04.24 22:00:02	637.909 113.527.380,73
AMGEN INC. US0311621009	269,98	0,22% 0,60		26.04.24 22:00:00	2.436.959 658.454.744,61
AMPHENOL CORPORATION SER... US0320951017	120,49	1,24% 1,48	█	26.04.24 22:00:02	4.172.919 503.031.275,46
ANALOG DEVICES INC. US0326541051	201,97	2,04% 4,03	█	26.04.24 22:00:00	3.136.261 632.342.598,31
ANSYS INC. US03662Q1058	334,015	2,13% 6,98	█	26.04.24 22:00:00	251.788 84.109.058,74
AON PLC CLASS A IE00BLP1HW54	285,03	-6,85% -20,97		26.04.24 22:00:02	4.566.608 1.280.641.189,63
APA CORP. US03743Q1085	32,49	0,40% 0,13		26.04.24 22:00:00	4.801.253 155.423.308,88
APPLE INC US0378331005	169,30	-0,35% -0,59		26.04.24 22:00:00	44.838.354 7.622.215.819,43
APPLIED MATERIALS INC US0382221051	203,38	2,98% 5,88	█	26.04.24 22:00:00	3.933.453 797.182.080,09
APTIV PLC JE00B783TY65	71,21	1,54% 1,08	█	26.04.24 22:00:02	2.108.159 150.249.300,93
ARCH CAPITAL GROUP LTD. BMG0450A1053	90,90	-2,31% -2,15		26.04.24 22:00:00	1.458.046 133.098.570,17
ARCHER DANIELS MIDLAND CO US0394831020	60,10	-1,48% -0,90		26.04.24 22:00:01	2.708.830 163.306.973,61
ARISTA NETWORKS INC. US0404131064	264,70	-0,02% -0,06		26.04.24 22:00:01	2.521.905 671.768.863,98
ARTHUR J GALLAGHER & CO. US3635761097	234,11	-1,20% -2,84		26.04.24 22:00:02	1.404.187 329.520.170,51
ASSURANT INC. US04621X1081	172,88	-0,44% -0,76		26.04.24 22:00:01	289.173 49.923.110,16
AT&T INC. US00206R1023	16,75	1,03% 0,17	█	26.04.24 22:02:24	37.852.681 634.211.635,16
ATMOS ENERGY CORP US0495601058	116,93	-1,05% -1,24		26.04.24 22:00:01	733.068 86.027.691,44
AUTODESK INC US0527691069	217,93	0,71% 1,53	█	26.04.24 22:00:00	1.277.888 278.777.423,37
AUTOMATIC DATA PROCESSING... US0530151036	243,07	-1,33% -3,27		26.04.24 22:00:00	1.555.489 379.908.495,45
AUTOZONE INC	2.945,98	0,02%		26.04.24	115.841

US0533321024		0,73		22:00:02	341.597.179,23
AVALONBAY COMMUNITIES INC... US0534841012	191,45	0,07% 0,13		26.04.24 22:00:02	945.647 182.070.997,36
AVERY DENNISON CORP US0536111091	219,03	0,86% 1,87		26.04.24 22:00:01	556.567 121.902.372,20
AXON ENTERPRISE INC US05464C1018	308,23	0,65% 1,99		26.04.24 22:00:00	300.741 93.014.164,17
BAKER HUGHES INC. 'A' US05722G1004	32,84	-1,38% -0,46		26.04.24 22:00:00	8.318.500 273.295.990,69
BALL CORP US0584981064	69,80	6,65% 4,35		26.04.24 22:00:01	4.554.059 317.441.725,76
BANK OF AMERICA CORP. US0605051046	37,83	-0,21% -0,08		26.04.24 22:00:02	28.668.680 1.088.360.640,98
BANK OF NEW YORK MELLON C... US0640581007	57,32	0,24% 0,14		26.04.24 22:00:01	2.058.025 118.183.355,55
BATH & BODY WORKS INC. US0708301041	46,04	0,96% 0,44		26.04.24 22:00:02	1.542.343 71.085.203,62
BAXTER INTERNATIONAL INC US0718131099	40,13	-0,25% -0,10		26.04.24 22:00:01	2.013.221 80.831.781,56
BECTON DICKINSON AND CO. US0758871091	231,55	0,46% 1,07		26.04.24 22:00:01	738.154 170.975.786,46
BERKSHIRE HATHAWAY INC. C... US0846707026	402,10	-0,69% -2,81		26.04.24 22:01:21	3.025.406 1.218.132.637,31
BEST BUY CORP INC. US0865161014	75,05	-0,25% -0,19		26.04.24 22:00:01	2.125.289 160.529.128,13
BIO-RAD LABORATORIES INC. US0905722072	275,94	0,12% 0,34		26.04.24 22:00:02	179.207 49.589.923,28
BIO-TECHNE CORP. US09073M1045	64,06	2,23% 1,40		26.04.24 22:00:00	973.784 62.338.930,18
BIOGEN IDEC INC. US09062X1037	208,90	3,18% 6,44		26.04.24 22:00:00	1.894.098 394.243.297,20
BLACKROCK INC. US09247X1019	762,88	0,69% 5,23		26.04.24 22:00:02	447.939 342.128.746,97
BLACKSTONE INC. US09260D1072	122,49	-0,71% -0,87		26.04.24 22:00:02	2.962.718 362.985.172,40
BOEING CO., THE US0970231058	167,22	0,25% 0,41		26.04.24 22:00:02	7.208.103 1.203.593.534,36
BOOKING HOLDINGS INC. US09857L1089	3.521,08	0,53% 18,60		26.04.24 22:00:00	146.026 514.507.609,72
BORGWARNER INC. US0997241064	33,19	1,13% 0,37		26.04.24 22:00:02	1.825.538 60.516.927,49
BOSTON PROPERTIES INC. US1011211018	61,51	-0,71% -0,44		26.04.24 22:00:02	845.634 52.422.428,09
BOSTON SCIENTIFIC CORP US1011371077	73,17	-0,12% -0,09		26.04.24 22:00:02	8.786.294 643.766.940,46
BRISTOL-MYERS SQUIBB CO. US1101221083	44,85	0,34% 0,15		26.04.24 22:00:02	21.281.927 957.653.515,58
BROADCOM INC. US11135F1012	1.344,07	3,84% 49,65		26.04.24 22:00:00	2.409.983 3.230.481.179,95
BROADRIDGE FINANCIAL SOLU... US11133T1034	194,15	-0,72% -1,41		26.04.24 22:00:02	211.848 41.274.518,27
BROWN & BROWN INC. US1152361010	81,46	-1,00% -0,82		26.04.24 22:00:02	1.710.291 139.331.265,21
BROWN-FORMAN CORP US1156372096	48,13	0,04% 0,02		26.04.24 22:00:02	998.692 48.225.213,66

BUILDERS FIRSTSOURCE INC. US12008R1077	187,66	1,30% 2,40	█	26.04.24 22:00:02	826.159 155.131.018,37
BUNGE GLOBAL SA CH1300646267	102,73	-1,28% -1,33		26.04.24 22:00:01	1.396.034 143.376.476,86
C.H. ROBINSON WORLDWIDE I... US12541W2098	70,22	-0,06% -0,04		26.04.24 22:00:00	1.026.328 72.252.866,07
CADENCE DESIGN SYSTEMS IN... US1273871087	282,41	1,92% 5,33	█	26.04.24 22:00:00	2.141.655 607.443.653,65
CAESARS ENTERTAINMENT INC... US12769G1004	36,61	-3,76% -1,43		26.04.24 22:00:00	6.268.493 231.156.428,63
CAMDEN PROPERTY TRUST US1331311027	99,62	1,44% 1,41	█	26.04.24 22:00:02	873.103 87.081.416,34
CAMPBELL SOUP COMPANY US1344291091	44,85	-1,15% -0,52		26.04.24 22:00:02	2.394.862 107.888.920,31
CAPITAL ONE FINANCIAL COR... US14040H1059	146,21	0,16% 0,24		26.04.24 22:00:02	4.328.677 635.473.378,27
CARDINAL HEALTH INC. US14149Y1082	103,21	-0,58% -0,60		26.04.24 22:00:02	1.399.916 144.735.469,44
CARMAX INC. US1431301027	69,59	0,53% 0,37	█	26.04.24 22:00:02	2.625.796 183.069.931,81
CARNIVAL CORP. PA1436583006	15,08	-0,66% -0,10		26.04.24 22:00:02	20.458.964 307.752.035,63
CARRIER GLOBAL CORP US14448C1045	60,50	1,15% 0,69	█	26.04.24 22:00:02	6.684.176 402.821.612,89
CATALENT INC. US1488061029	55,92	0,22% 0,12		26.04.24 22:00:01	2.846.393 158.985.187,22
CATERPILLAR INC US1491231015	343,38	1,59% 5,38	█	26.04.24 22:00:02	3.324.630 1.141.710.313,34
CBOE GLOBAL MARKETS INC. US12503M1080	178,40	-1,81% -3,29		26.04.24 22:00:00	515.015 92.650.754,07
CBRE GROUP INC US12504L1098	87,33	0,36% 0,31		26.04.24 22:00:02	1.083.082 94.819.378,35
CDW CORP. US12514G1085	242,26	-0,48% -1,16		26.04.24 22:00:00	424.550 103.134.923,84
CELANESE CORP US1508701034	154,49	0,39% 0,60		26.04.24 22:00:02	437.698 67.762.405,20
CENCORA INC. US03073E1055	240,88	0,47% 1,12	█	26.04.24 22:00:01	972.783 233.749.265,01
CENTENE CORP US15135B1017	74,00	-2,22% -1,68		26.04.24 22:00:13	6.382.731 468.456.316,49
CENTERPOINT ENERGY INC. US15189T1079	28,85	-1,67% -0,49		26.04.24 22:00:02	3.335.553 96.570.018,41
CF INDUSTRIES HOLDINGS IN... US1252691001	80,00	0,04% 0,03		26.04.24 22:00:02	1.380.428 110.091.206,61