

## S&amp;P 500

ISIN: US78378X1072 WKN: -

## Přehled

29.04.2024 23:06:34

Cena

5.116,17 USD

Změna ▲ 0,32% (16,21)

## Základní údaje

ISIN	US78378X1072
Symbol	SP500
Stát	USA
Nástroje v indexu	503
Typ indexu	Price Index
Typ cenného papíru	Index

## Tržní data

Otevírací cena	5.114,13 USD
Max	5.123,49 USD
Min	5.088,65 USD
Závěrečná cena (předchozí den)	5.099,96 USD
Obchodovaný objem (mil.)	2.337.162.842
Objem (kusy)	11.950.575.179.483

## Top 5

Název	Cena	+ - (%)	Trend
TESLA INC.	194,05	+15,31	<span style="color: green;">▲</span>
ALBEMARLE ...	125,73	+7,57	<span style="color: green;">▲</span>
DOMINO S P...	527,13	+5,62	<span style="color: green;">▲</span>
INTERNATIO...	35,32	+4,40	<span style="color: green;">▲</span>
ON SEMICON...	70,82	+4,06	<span style="color: green;">▲</span>

Denní 1t 1m 6m 1r 3r

## Flop 5

Název	Cena	+ - (%)	Trend
FRANKLIN R...	23,38	-6,44	<span style="color: red;">▼</span>
ALPHABET I...	166,15	-3,37	<span style="color: red;">▼</span>
ALPHABET I...	167,90	-3,33	<span style="color: red;">▼</span>
ROPER TECH...	513,58	-2,51	<span style="color: red;">▼</span>
META PLATF...	432,62	-2,41	<span style="color: red;">▼</span>

51

5,000.00

4,500.00

4,000.00

3,500.00

3,000.00

2,500.00

2020

2021

2022

2023

2024

Minulá výkonnost nezaručuje výkonnost budoucí.

Zdroj: FactSet

## Aktuální analýzy a prognózy

## Z trhů

Datum	Nadpis	Stáhnout
26.04.2024	Week Ahead	
26.04.2024	Global Equity Ratings	
19.04.2024	Week Ahead	
12.04.2024	Week Ahead	
05.04.2024	Week Ahead	

Denní 1t 1m 6m 1r 3r

**Futures a opce**

Související Futures -

Související Opce -

## Detaily

29.04.2024 23:06:34

Cena

**5.116,17** USDZměna  0,32% (16,21)

### Základní údaje

ISIN US78378X1072

Symbol SP500

Stát USA

Typ cenného papíru Index

Nástroje v indexu 503

### Tržní data

Otevírací cena 5.114,13 USD

Max 5.123,49 USD

Min 5.088,65 USD

Závěrečná cena (předchozí den) 5.099,96 USD

Obchodovaný objem (mil.) 2.337.162.842

Objem (kusy) 11.950.575.179.483

### Výkonnost a riziko

	6m	1r	3r
Výkonn. (%)	+24,26%	+22,71%	+21,48%
Výkonn. (abs.)	+998,80	+946,69	+904,70
Beta	-	-	-
Volatilita	11,30	11,70	17,49































Minulá výkonnost nezaručuje výkonnost budoucí.

Zdroj: FactSet

### Ceny

Ø cena 5 dní   Ø objem 5 dní (ks.)	5.081,35 USD (2.447.906.842)
Ø cena 30 dní   Ø objem 30 dní (ks.)	5.146,30 USD (2.228.458.044)
Ø cena 100 dní   Ø objem 100 dní (ks.)	4.985,18 USD (2.326.342.125)
Ø cena 250 dní   Ø objem 250 dní (ks.)	4.630,18 USD (2.290.670.162)
YTD Max   datum	5.264,85 USD (28.03.2024)
YTD Min   datum	4.682,11 USD (05.01.2024)
52týdenní max.   datum	5.264,85 USD (28.03.2024)
52týdenní min.   datum	4.048,28 USD (04.05.2023)

## Složení

Název  ISIN	Cena	Změna %  Změna +/-	Výkonnost 	Datum Čas	Obrát v kusech  Peněžní obrát 
3M COMPANY US88579Y1010	92,16	0,36% 0,33		29.04.24 22:00:02	4.957.288 456.705.526,11
ABBOTT LABORATORIES US0028241000	107,27	-0,24% -0,26		29.04.24 22:00:01	3.307.022 354.595.043,73
ABBVIE INC. US00287Y1091	161,52	1,19% 1,90		29.04.24 22:00:02	6.226.196 998.983.699,10
ACCENTURE PLC IE00B4BNMY34	303,16	-1,57% -4,85		29.04.24 22:00:01	4.719.334 1.435.176.343,38
ADOBE INC. US00724F1012	473,07	-0,94% -4,49		29.04.24 22:00:00	2.954.736 1.401.865.682,13
ADVANCED MICRO DEVICES IN... US0079031078	160,20	1,78% 2,80		29.04.24 22:00:00	43.478.221 6.928.603.559,86
AES CORP US00130H1059	17,86	3,78% 0,65		29.04.24 22:00:02	8.096.203 142.842.536,48
AFLAC INC. US0010551028	84,54	1,11% 0,93		29.04.24 22:00:01	2.002.590 169.223.558,17
AGILENT TECHNOLOGIES INC. US00846U1016	139,59	1,34% 1,85		29.04.24 22:00:01	781.155 108.822.560,79
AIR PRODUCTS & CHEMICALS ... US0091581068	238,12	0,86% 2,04		29.04.24 22:00:02	1.628.936 387.285.721,81
AIRBNB INC. CLASS A US0090661010	162,25	-1,21% -1,98		29.04.24 22:00:00	2.312.554 375.589.632,22
AKAMAI TECHNOLOGIES INC. US00971T1016	101,78	0,10% 0,10		29.04.24 22:00:00	705.694 71.995.443,27
ALBEMARLE CORP US0126531013	125,73	7,57% 8,85		29.04.24 22:00:02	3.867.169 482.657.525,70
ALEXANDRIA REAL EST. EQU.... US0152711091	119,15	2,50% 2,91		29.04.24 22:00:01	704.901 83.585.141,92
ALIGN TECHNOLOGY INC. US0162551016	304,82	-1,36% -4,20		29.04.24 22:00:00	515.070 157.939.457,39
ALLEGION PLC IE00BFRT3W74	124,81	0,78% 0,96		29.04.24 22:00:02	705.651 87.904.096,39
ALLIANT ENERGY CORP US0188021085	49,77	1,34% 0,66		29.04.24 22:00:00	1.661.569 82.561.750,27
ALLSTATE CORP US0200021014	169,58	-0,29% -0,49		29.04.24 22:00:02	1.238.373 210.142.052,95
ALPHABET INC A US02079K3059	166,15	-3,37% -5,80		29.04.24 22:00:00	45.610.024 7.624.056.371,88
ALPHABET INC. CLASS C US02079K1079	167,90	-3,33% -5,79		29.04.24 22:00:00	35.914.561 6.075.504.938,80
ALTRIA GROUP INC. US02209S1033	43,82	1,01% 0,44		29.04.24 22:00:02	8.657.511 378.517.901,04
AMAZON.COM INC. US0231351067	180,96	0,75% 1,34		29.04.24 22:00:00	54.063.937 9.767.292.979,35
AMCOR PLC JE00BJ1F3079	9,05	0,89% 0,08		29.04.24 22:00:02	8.466.422 76.606.716,41

AMEREN CORP US0236081024	74,35	0,94% 0,69	█	29.04.24 22:00:01	1.393.094 103.508.299,26
AMERICAN AIRLINES GROUP I... US02376R1023	13,98	0,72% 0,10	█	29.04.24 22:00:00	28.817.427 399.547.353,46
AMERICAN ELECTRIC POWER C... US0255371017	86,67	1,65% 1,41	█	29.04.24 22:00:00	2.853.569 246.605.113,38
AMERICAN EXPRESS CO US0258161092	238,92	1,39% 3,28	█	29.04.24 22:03:20	3.696.787 879.118.372,06
AMERICAN INTERNATIONAL GR... US0268747849	75,74	1,62% 1,21	█	29.04.24 22:00:01	3.872.363 292.602.841,73
AMERICAN TOWER CORP US03027X1000	174,99	1,92% 3,30	█	29.04.24 22:00:01	2.115.182 368.617.891,34
AMERICAN WATER WORKS CORP... US0304201033	122,28	1,24% 1,50	█	29.04.24 22:00:02	2.486.241 303.775.784,38
AMERIPRISE FINANCIAL INC. US03076C1062	416,35	1,55% 6,34	█	29.04.24 22:00:01	415.289 172.787.781,44
AMETEK INC. US0311001004	177,69	0,10% 0,18		29.04.24 22:00:01	701.507 124.663.606,05
AMGEN INC. US0311621009	276,38	2,37% 6,40	█	29.04.24 22:00:00	2.678.969 737.620.498,37
AMPHENOL CORPORATION SER... US0320951017	122,13	1,36% 1,64	█	29.04.24 22:00:02	2.799.969 340.811.435,94
ANALOG DEVICES INC. US0326541051	203,90	0,96% 1,93	█	29.04.24 22:00:00	2.289.166 464.989.686,75
ANSYS INC. US03662Q1058	329,87	-1,16% -3,88		29.04.24 22:00:00	410.685 135.504.190,48
AON PLC CLASS A IE00BLP1HW54	281,04	-1,40% -3,99		29.04.24 22:00:01	3.361.304 945.809.384,46
APA CORP. US03743Q1085	32,72	0,71% 0,23	█	29.04.24 22:00:00	4.261.769 139.157.982,81
APPLE INC US0378331005	173,50	2,48% 4,20	█	29.04.24 22:00:00	68.169.419 11.886.449.072,76
APPLIED MATERIALS INC US0382221051	205,26	0,92% 1,88	█	29.04.24 22:00:00	2.789.205 569.644.186,32
APTIV PLC JE00B783TY65	72,41	1,69% 1,20	█	29.04.24 22:00:02	2.841.567 205.427.191,78
ARCH CAPITAL GROUP LTD. BMG0450A1053	91,25	0,39% 0,35		29.04.24 22:00:00	2.812.186 256.355.072,41
ARCHER DANIELS MIDLAND CO US0394831020	60,69	0,98% 0,59	█	29.04.24 22:00:02	2.981.751 180.624.562,31
ARISTA NETWORKS INC. US0404131064	263,67	-0,39% -1,03		29.04.24 22:00:01	1.451.971 383.367.083,25
ARTHUR J GALLAGHER & CO. US3635761097	233,55	-0,24% -0,56		29.04.24 22:00:01	836.417 195.265.759,27
ASSURANT INC. US04621X1081	175,32	1,41% 2,44	█	29.04.24 22:00:02	375.732 65.801.996,12
AT&T INC. US00206R1023	17,02	1,61% 0,27	█	29.04.24 22:03:10	43.593.396 746.038.975,41
ATMOS ENERGY CORP US0495601058	118,64	1,46% 1,71	█	29.04.24 22:00:01	618.760 73.228.670,61
AUTODESK INC US0527691069	216,78	-0,53% -1,15		29.04.24 22:00:00	1.437.021 310.751.070,52
AUTOMATIC DATA PROCESSING... US0530151036	243,95	0,36% 0,88		29.04.24 22:00:00	1.153.482 281.299.227,11
AUTOZONE INC	2.998,78	1,79%	█	29.04.24	135.630

US0533321024		52,80		22:00:02	404.212.760,64
AVALONBAY COMMUNITIES INC...	191,02	-0,22%		29.04.24	903.468
US0534841012		-0,43		22:00:01	172.873.218,44
AVERY DENNISON CORP	218,39	-0,29%		29.04.24	508.662
US0536111091		-0,64		22:00:01	111.348.917,63
AXON ENTERPRISE INC	313,30	1,64%	█	29.04.24	340.642
US05464C1018		5,07		22:00:00	106.344.447,98
BAKER HUGHES INC. 'A'	33,22	1,16%	█	29.04.24	5.156.899
US05722G1004		0,38		22:00:00	170.493.600,00
BALL CORP	70,72	1,32%	█	29.04.24	2.588.198
US0584981064		0,92		22:00:02	182.453.243,72
BANK OF AMERICA CORP.	37,55	-0,74%		29.04.24	26.563.913
US0605051046		-0,28		22:00:02	1.001.511.991,72
BANK OF NEW YORK MELLON C...	57,33	0,02%		29.04.24	2.638.539
US0640581007		0,01		22:00:01	151.327.774,37
BATH & BODY WORKS INC.	46,38	0,74%	█	29.04.24	2.664.138
US0708301041		0,34		22:00:02	123.317.314,36
BAXTER INTERNATIONAL INC	40,64	1,27%	█	29.04.24	3.262.957
US0718131099		0,51		22:00:01	132.789.263,46
BECTON DICKINSON AND CO.	233,44	0,82%	█	29.04.24	918.580
US0758871091		1,89		22:00:02	214.228.066,45
BERKSHIRE HATHAWAY INC. C...	400,96	-0,28%		29.04.24	2.365.421
US0846707026		-1,14		22:02:14	950.509.698,53
BEST BUY CORP INC.	75,00	-0,07%		29.04.24	1.859.109
US0865161014		-0,05		22:00:01	139.528.139,01
BIO-RAD LABORATORIES INC.	277,11	0,42%	█	29.04.24	154.843
US0905722072		1,17		22:00:02	43.032.680,39
BIO-TECHNE CORP.	64,51	0,70%	█	29.04.24	1.604.634
US09073M1045		0,45		22:00:00	104.756.644,97
BIOGEN IDEC INC.	215,50	3,16%	█	29.04.24	2.068.019
US09062X1037		6,60		22:00:00	447.437.200,14
BLACKROCK INC.	761,28	-0,21%		29.04.24	495.122
US09247X1019		-1,60		22:00:01	376.940.162,08
BLACKSTONE INC.	120,62	-1,53%		29.04.24	2.294.562
US09260D1072		-1,87		22:00:02	278.184.929,46
BOEING CO., THE	173,49	3,75%	█	29.04.24	7.805.459
US0970231058		6,27		22:00:02	1.343.306.324,46
BOOKING HOLDINGS INC.	3.514,80	-0,18%		29.04.24	146.490
US09857L1089		-6,28		22:00:00	513.993.935,94
BORGWARNER INC.	33,73	1,63%	█	29.04.24	3.296.642
US0997241064		0,54		22:00:02	111.150.274,02
BOSTON PROPERTIES INC.	62,84	2,16%	█	29.04.24	909.609
US1011211018		1,33		22:00:02	57.103.245,63
BOSTON SCIENTIFIC CORP	72,50	-0,92%		29.04.24	9.463.878
US1011371077		-0,67		22:00:01	685.088.618,47
BRISTOL-MYERS SQUIBB CO.	44,64	-0,47%		29.04.24	16.429.196
US1101221083		-0,21		22:00:02	735.416.142,10
BROADCOM INC.	1.338,62	-0,41%		29.04.24	1.337.179
US11135F1012		-5,45		22:00:00	1.787.602.217,96
BROADRIDGE FINANCIAL SOLU...	196,29	1,10%	█	29.04.24	315.245
US11133T1034		2,14		22:00:02	61.733.475,75
BROWN & BROWN INC.	81,54	0,10%		29.04.24	1.167.546
US1152361010		0,08		22:00:02	95.065.366,11
BROWN-FORMAN CORP	48,69	1,16%	█	29.04.24	1.371.415
US1156372096		0,56		22:00:01	66.727.432,91

BUILDERS FIRSTSOURCE INC. US12008R1077	187,46	-0,11% -0,20		29.04.24 22:00:01	901.371 168.870.914,40
BUNGE GLOBAL SA CH1300646267	103,48	0,73% 0,75		29.04.24 22:00:02	1.246.222 128.556.114,55
C.H. ROBINSON WORLDWIDE I... US12541W2098	71,70	2,11% 1,48		29.04.24 22:00:00	1.640.679 117.260.349,65
CADENCE DESIGN SYSTEMS IN... US1273871087	282,49	0,03% 0,08		29.04.24 22:00:00	1.396.449 393.504.058,12
CAESARS ENTERTAINMENT INC... US12769G1004	37,57	2,62% 0,96		29.04.24 22:00:00	4.533.136 170.612.112,78
CAMDEN PROPERTY TRUST US1331311027	100,28	0,66% 0,66		29.04.24 22:00:02	646.581 64.728.055,56
CAMPBELL SOUP COMPANY US1344291091	44,93	0,18% 0,08		29.04.24 22:00:02	1.826.419 81.972.799,34
CAPITAL ONE FINANCIAL COR... US14040H1059	145,50	-0,49% -0,71		29.04.24 22:00:02	2.169.353 315.748.269,07
CARDINAL HEALTH INC. US14149Y1082	102,91	-0,29% -0,30		29.04.24 22:00:02	1.690.855 173.706.933,02
CARMAX INC. US1431301027	69,35	-0,34% -0,24		29.04.24 22:00:02	1.674.157 116.699.720,65
CARNIVAL CORP. PA1436583006	15,13	0,33% 0,05		29.04.24 22:00:02	19.629.750 295.153.023,92
CARRIER GLOBAL CORP US14448C1045	62,71	3,65% 2,21		29.04.24 22:00:02	9.087.474 565.733.884,41
CATALENT INC. US1488061029	56,30	0,68% 0,38		29.04.24 22:00:02	1.470.464 82.668.181,00
CATERPILLAR INC US1491231015	349,80	1,87% 6,42		29.04.24 22:00:02	2.213.594 772.461.849,07
CBOE GLOBAL MARKETS INC. US12503M1080	180,40	1,12% 2,00		29.04.24 22:00:00	597.128 107.646.971,74
CBRE GROUP INC US12504L1098	87,94	0,70% 0,61		29.04.24 22:00:02	1.036.280 91.159.421,81
CDW CORP. US12514G1085	245,94	1,52% 3,68		29.04.24 22:00:00	530.967 130.259.707,80
CELANESE CORP US1508701034	157,60	2,01% 3,11		29.04.24 22:00:02	442.705 69.566.785,35
CENCORA INC. US03073E1055	239,93	-0,39% -0,95		29.04.24 22:00:01	912.088 218.466.220,81
CENTENE CORP US15135B1017	73,83	-0,23% -0,17		29.04.24 22:00:02	5.107.322 377.615.847,60
CENTERPOINT ENERGY INC. US15189T1079	29,22	1,28% 0,37		29.04.24 22:00:02	3.688.637 107.493.663,04
CF INDUSTRIES HOLDINGS IN... US1252691001	80,83	1,04% 0,83		29.04.24 22:00:02	1.222.185 98.744.107,78