

S&P 500

ISIN: US78378X1072 WKN: -

Overview

2024/04/26 17:39:52

Price

5,098.86 USDDifference  1.00% (50.44)

General attributes

ISIN US78378X1072

Symbol SP500

Country USA

Instruments in index 503

Type of index Price Index

Security type Index

Market data

Open 5,084.65 USD

High 5,110.74 USD




Low 5,073.14 USD

Close (prev. day) 5,048.42 USD

Trading volume (m) 846,158,473

Volume (pcs) 4,311,217,986,147

Top 5

Name 	Price	+ - (%)	Trend 
RESMED INC...	211.96	+15.56	
ALPHABET I...	172.14	+10.35	
ALPHABET I...	173.78	+10.02	
MOHAWK IND...	116.65	+5.79	
SUPER MICR...	832.6551	+5.75	

Intraday 1W 1M 6m 1Y 3Y

Flop 5

Name 	Price	+ - (%)	Trend 
INTEL CORP...	31.80	-9.44	
AON PLC CL...	278.365	-9.03	
DEXCOM INC...	128.07	-7.20	

5Y



Information about previous performance does not guarantee future performance.

Source: FactSet

Recent research

on market			
Date		Headline	Download
2024/04/26		Week Ahead	
2024/04/26		Global Equity Ratings	
2024/04/19		Week Ahead	
2024/04/12		Week Ahead	
2024/04/05		Week Ahead	

CINCINNATI... 110.21 -6.95 

OLD DOMINI... 186.365 -5.23 

Intraday 1W 1M 6m 1Y 3Y

Futures and Options

Related Futures -

Related Options -

Details

2024/04/26 17:39:52

Price

5,098.86 USDDifference  1.00% (50.44)

General attributes

ISIN US78378X1072

Symbol SP500

Country USA

Security type Index

Instruments in index 503

Market data

Open 5,084.65 USD

High 5,110.74 USD

Low 5,073.14 USD

Close (prev. day) 5,048.42 USD

Trading volume (m) 846,158,473

Volume (pcs) 4,311,217,986,147

Performance and Risk

	6m	1Y	3Y
Perf (%)	+20.58%	+23.99%	+20.77%
Perf (abs.)	+861.65	+976.79	+868.25
Beta	-	-	-
Volatility	11.37	11.81	17.46



Information about previous performance does not guarantee future performance.

Source: FactSet

Price data

Ø price 5 days Ø volume 5 days (pcs.)	5,033.69 USD (2,521,723,552)
Ø price 30 days Ø volume 30 days (pcs.)	5,148.03 USD (2,323,072,674)
Ø price 100 days Ø volume 100 days (pcs.)	4,974.76 USD (2,326,505,809)
Ø price 250 days Ø volume 250 days (pcs.)	4,622.03 USD (2,288,333,926)
YTD High date	5,264.85 USD (2024/03/28)
YTD Low date	4,682.11 USD (2024/01/05)
52 Weeks High date	5,264.85 USD (2024/03/28)
52 Weeks Low date	4,048.28 USD (2023/05/04)

Composition

Name ISIN	Price	Diff % Diff +/-	Performance	Date Time	Turnover Pc. Turnover Money
3M COMPANY US88579Y1010	91.54	0.14% 0.13		24/04/26 17:39:53	765,203 70,198,512.06
ABBOTT LABORATORIES US0028241000	107.34	0.45% 0.48		24/04/26 17:39:48	825,027 88,376,461.27
ABBVIE INC. US00287Y1091	161.34	-3.56% -5.95		24/04/26 17:39:53	3,685,685 598,681,078.03
ACCENTURE PLC IE00B4BNMY34	308.205	-0.26% -0.80		24/04/26 17:39:50	1,083,486 334,236,712.54
ADOBE INC. US00724F1012	478.135	0.99% 4.70		24/04/26 17:39:52	937,888 450,165,212.26
ADVANCED MICRO DEVICES IN... US0079031078	158.08	2.81% 4.32		24/04/26 17:39:54	21,586,294 3,379,549,483.61
AES CORP US00130H1059	17.375	1.43% 0.25		24/04/26 17:39:28	966,285 16,769,127.32
AFLAC INC. US0010551028	83.36	-0.44% -0.37		24/04/26 17:39:51	451,090 37,666,180.70
AGILENT TECHNOLOGIES INC. US00846U1016	137.92	1.14% 1.55		24/04/26 17:39:51	191,050 26,181,349.46
AIR PRODUCTS & CHEMICALS ... US0091581068	234.62	-0.20% -0.46		24/04/26 17:39:51	473,284 111,662,486.26
AIRBNB INC. CLASS A US0090661010	164.48	0.90% 1.47		24/04/26 17:39:46	888,257 145,972,028.96
AKAMAI TECHNOLOGIES INC. US00971T1016	101.87	0.08% 0.08		24/04/26 17:39:13	147,662 15,097,262.23
ALBEMARLE CORP US0126531013	115.77	0.69% 0.79		24/04/26 17:39:20	555,267 64,839,923.95
ALEXANDRIA REAL EST. EQU.... US0152711091	116.99	-0.26% -0.31		24/04/26 17:39:47	151,734 17,832,256.07
ALIGN TECHNOLOGY INC. US0162551016	314.045	1.14% 3.55		24/04/26 17:39:54	286,367 90,922,796.47
ALLEGION PLC IE00BFRT3W74	124.47	-0.32% -0.40		24/04/26 17:39:01	121,767 15,237,059.28
ALLIANT ENERGY CORP US0188021085	49.85	-0.76% -0.38		24/04/26 17:39:46	322,523 16,126,283.88
ALLSTATE CORP US0200021014	168.73	-2.09% -3.61		24/04/26 17:39:27	427,065 72,219,678.31
ALPHABET INC A US02079K3059	172.14	10.35% 16.14		24/04/26 17:39:54	36,334,594 6,254,759,886.91
ALPHABET INC. CLASS C US02079K1079	173.775	10.02% 15.83		24/04/26 17:39:54	29,371,256 5,107,908,651.03
ALTRIA GROUP INC. US02209S1033	43.59	0.11% 0.05		24/04/26 17:39:51	3,945,756 172,268,469.70
AMAZON.COM INC. US0231351067	179.00	3.07% 5.33		24/04/26 17:39:54	16,099,597 2,861,252,300.12
AMCOR PLC JE00BJ1F3079	8.99	0.45% 0.04		24/04/26 17:39:17	1,028,819 9,268,250.56

AMEREN CORP US0236081024	74.06	-0.94% -0.70		24/04/26 17:39:46	202,149 15,021,306.47
AMERICAN AIRLINES GROUP I... US02376R1023	13.72	-2.90% -0.41		24/04/26 17:39:52	16,109,096 221,297,805.16
AMERICAN ELECTRIC POWER C... US0255371017	85.75	-1.28% -1.11		24/04/26 17:39:52	655,404 56,520,871.84
AMERICAN EXPRESS CO US0258161092	235.00	-0.89% -2.10		24/04/26 17:39:52	951,820 224,510,001.03
AMERICAN INTERNATIONAL GR... US0268747849	74.47	-0.21% -0.16		24/04/26 17:39:47	705,844 52,674,366.45
AMERICAN TOWER CORP US03027X1000	172.865	-0.02% -0.04		24/04/26 17:39:52	450,123 78,160,199.79
AMERICAN WATER WORKS CORP... US0304201033	121.51	-0.03% -0.04		24/04/26 17:39:47	269,643 32,786,281.65