

## S&amp;P 500

ISIN: US78378X1072 WKN: -

## Přehled

25.04.2024 23:07:50

Cena

**5.048,42** USDZměna  -0,46% (-23,21)

## Základní údaje

ISIN	US78378X1072
Symbol	SP500
Stát	USA
Nástroje v indexu	503
Typ indexu	Price Index
Typ cenného papíru	Index

## Tržní data







Otevírací cena	5.019,88 USD
Max	5.057,75 USD
Min	4.990,58 USD
Závěrečná cena (předchozí den)	5.071,63 USD
Obchodovaný objem (mil.)	2.691.433.796
Objem (kusy)	13.543.292.424.516

## Top 5

Název 	Cena	+ - (%)	Trend 
NEWMONT CO...	43,41	+12,46	
TYLER TECH...	458,07	+9,32	
CARRIER GL...	59,81	+9,20	
TERADYNE I...	108,91	+8,15	
CHIPOTLE M...	3.111,97	+6,33	

Denní **1t** 1m 6m 1r 3r

## Flop 5

Název 	Cena	+ - (%)	Trend 
META PLATF...	441,38	-10,56	
TEXTRON IN...	84,90	-9,69	
BRISTOL-MY...	44,70	-8,51	
INTERNATIO...	168,91	-8,25	

5,000.00

4,500.00

4,000.00

3,500.00

3,000.00

2,500.00

2020

2021

2022

2023




2024

Minulá výkonnost nezaručuje výkonnost budoucí.

Zdroj: FactSet

## Aktuální analýzy a prognózy

## Z trhů

Datum	Nadpis	Stáhnout
19.04.2024	 Week Ahead	
12.04.2024	 Week Ahead	
05.04.2024	 Week Ahead	
03.04.2024	 Global Equity Ratings	
28.03.2024	 Week Ahead	

51

CATERPILLA... 338,00 -7,02 

Denní 1t 1m 6m 1r 3r

**Futures a opce**

Související Futures -

Související Opce -

## Detaily

25.04.2024 23:07:50

Cena

**5.048,42** USDZměna  -0,46% (-23,21)

### Základní údaje

ISIN US78378X1072

Symbol SP500

Stát USA

Typ cenného papíru Index

Nástroje v indexu 503

### Tržní data

Otevírací cena 5.019,88 USD

Max 5.057,75 USD

Min 4.990,58 USD

Závěrečná cena (předchozí den) 5.071,63 USD

Obchodovaný objem (mil.) 2.691.433.796

Objem (kusy) 13.543.292.424.516

### Výkonnost a riziko

	6m	1r	3r
Výkonn. (%)	+20,58%	+23,99%	+20,77%
Výkonn. (abs.)	+861,65	+976,79	+868,25
Beta	-	-	-
Volatilita	11,37	11,81	17,46






Minulá výkonnost nezaručuje výkonnost budoucí.

Zdroj: FactSet

### Ceny

Ø cena 5 dní   Ø objem 5 dní (ks.)	5.033,69 USD (2.514.090.535)
Ø cena 30 dní   Ø objem 30 dní (ks.)	5.148,03 USD (2.321.800.504)
Ø cena 100 dní   Ø objem 100 dní (ks.)	4.974,76 USD (2.326.124.158)
Ø cena 250 dní   Ø objem 250 dní (ks.)	4.622,03 USD (2.288.181.265)
YTD Max   datum	5.264,85 USD (28.03.2024)
YTD Min   datum	4.682,11 USD (05.01.2024)
52týdenní max.   datum	5.264,85 USD (28.03.2024)
52týdenní min.   datum	4.048,28 USD (04.05.2023)

## Složení

Název  ISIN	Cena	Změna %  Změna +/-	Výkonnost 	Datum Čas	Obrát v kusech  Peněžní obrát 
3M COMPANY US88579Y1010	91,41	-0,66% -0,61		25.04.24 22:00:02	2.954.822 269.705.749,83
ABBOTT LABORATORIES US0028241000	106,86	-0,03% -0,03		25.04.24 22:00:01	3.112.495 332.179.590,27
ABBVIE INC. US00287Y1091	167,29	-0,30% -0,51		25.04.24 22:00:02	5.503.656 919.872.949,24
ACCENTURE PLC IE00B4BNMY34	309,00	-1,45% -4,54		25.04.24 22:00:02	3.638.978 1.119.639.255,65
ADOBE INC. US00724F1012	473,44	-0,77% -3,68		25.04.24 22:00:00	2.250.913 1.060.277.296,24
ADVANCED MICRO DEVICES IN... US0079031078	153,76	1,33% 2,02	█	25.04.24 22:00:00	41.471.423 6.330.617.493,89
AES CORP US00130H1059	17,13	-1,38% -0,24		25.04.24 22:00:01	4.465.634 76.571.815,78
AFLAC INC. US0010551028	83,73	-0,65% -0,55		25.04.24 22:00:01	1.849.604 154.756.798,35
AGILENT TECHNOLOGIES INC. US00846U1016	136,37	-0,81% -1,12		25.04.24 22:00:01	940.765 127.832.353,37
AIR PRODUCTS & CHEMICALS ... US0091581068	235,08	0,17% 0,40	█	25.04.24 22:00:01	1.037.756 243.595.779,89
AIRBNB INC. CLASS A US0090661010	163,01	0,10% 0,17	█	25.04.24 22:00:00	2.401.828 388.806.014,08
AKAMAI TECHNOLOGIES INC. US00971T1016	101,79	-0,39% -0,40		25.04.24 22:00:00	1.139.435 115.596.348,73
ALBEMARLE CORP US0126531013	114,98	-0,25% -0,29		25.04.24 22:00:01	1.421.058 161.346.554,89
ALEXANDRIA REAL EST. EQU.... US0152711091	117,30	-1,96% -2,35		25.04.24 22:00:01	1.382.787 161.876.041,15
ALIGN TECHNOLOGY INC. US0162551016	310,50	-1,05% -3,28		25.04.24 22:00:00	1.654.540 508.099.084,97
ALLEGION PLC IE00BFRT3W74	124,87	-1,32% -1,67		25.04.24 22:04:18	931.973 116.884.722,33
ALLIANT ENERGY CORP US0188021085	50,23	-0,28% -0,14		25.04.24 22:00:00	1.312.200 65.850.423,16
ALLSTATE CORP US0200021014	172,34	0,04% 0,07	█	25.04.24 22:00:02	1.161.189 199.963.118,64
ALPHABET INC A US02079K3059	156,00	-1,97% -3,13		25.04.24 22:00:00	57.109.730 9.086.457.650,16
ALPHABET INC. CLASS C US02079K1079	157,95	-1,96% -3,15		25.04.24 22:00:00	36.197.789 5.797.144.114,14
ALTRIA GROUP INC. US02209S1033	43,54	1,44% 0,62	█	25.04.24 22:00:01	14.924.175 646.833.009,14
AMAZON.COM INC. US0231351067	173,67	-1,65% -2,92		25.04.24 22:00:00	49.249.390 8.472.652.193,53
AMCOR PLC JE00BJ1F3079	8,95	-1,21% -0,11		25.04.24 22:00:02	5.408.579 48.508.695,67

AMEREN CORP US0236081024	74,76	0,07% 0,05		25.04.24 22:00:02	1.106.309 82.618.507,43
AMERICAN AIRLINES GROUP I... US02376R1023	14,13	1,51% 0,21	█	25.04.24 22:00:00	58.362.951 813.020.198,37
AMERICAN ELECTRIC POWER C... US0255371017	86,86	0,57% 0,49	█	25.04.24 22:00:00	3.239.613 280.494.753,34
AMERICAN EXPRESS CO US0258161092	237,10	-0,84% -2,02		25.04.24 22:00:44	3.328.959 789.316.988,55
AMERICAN INTERNATIONAL GR... US0268747849	74,63	-0,45% -0,34		25.04.24 22:00:01	2.987.117 222.875.307,38
AMERICAN TOWER CORP US03027X1000	172,90	-0,26% -0,45		25.04.24 22:00:02	1.862.294 321.762.536,60
AMERICAN WATER WORKS CORP... US0304201033	121,55	0,16% 0,19		25.04.24 22:00:02	1.404.208 170.579.032,82
AMERIPRISE FINANCIAL INC. US03076C1062	410,91	-0,47% -1,95		25.04.24 22:00:01	652.390 266.631.800,85
AMETEK INC. US0311001004	177,93	-0,16% -0,29		25.04.24 22:00:02	998.698 177.374.976,75
AMGEN INC. US0311621009	269,38	-1,33% -3,63		25.04.24 22:00:00	1.794.024 483.518.676,29
AMPHENOL CORPORATION SER... US0320951017	119,01	2,32% 2,70	█	25.04.24 22:00:01	4.254.989 500.890.618,29
ANALOG DEVICES INC. US0326541051	197,94	0,73% 1,44	█	25.04.24 22:00:00	3.301.535 652.341.592,80
ANSYS INC. US03662Q1058	327,04	-0,47% -1,53		25.04.24 22:00:00	373.967 121.708.389,89
AON PLC CLASS A IE00BLP1HW54	306,00	-0,92% -2,83		25.04.24 22:00:01	1.365.447 418.224.508,94
APA CORP. US03743Q1085	32,36	0,97% 0,31	█	25.04.24 22:00:00	8.115.840 261.368.412,47
APPLE INC US0378331005	169,89	0,51% 0,87	█	25.04.24 22:00:00	50.558.329 8.566.913.233,23
APPLIED MATERIALS INC US0382221051	197,50	0,73% 1,44	█	25.04.24 22:00:00	4.238.321 832.694.832,82
APTIV PLC JE00B783TY65	70,13	-1,78% -1,27		25.04.24 22:00:02	1.618.805 112.986.037,39
ARCH CAPITAL GROUP LTD. BMG0450A1053	93,05	-0,15% -0,14		25.04.24 22:00:00	1.181.605 109.953.670,98
ARCHER DANIELS MIDLAND CO US0394831020	61,00	-0,91% -0,56		25.04.24 22:00:02	2.726.549 166.258.370,99
ARISTA NETWORKS INC. US0404131064	264,76	3,92% 9,99	█	25.04.24 22:00:02	3.551.236 935.653.536,00
ARTHUR J GALLAGHER & CO. US3635761097	236,95	0,06% 0,14		25.04.24 22:00:01	880.499 208.288.493,37
ASSURANT INC. US04621X1081	173,64	-1,93% -3,41		25.04.24 22:00:02	315.465 54.904.701,71
AT&T INC. US00206R1023	16,58	-1,37% -0,23		25.04.24 22:02:37	46.680.422 775.523.480,63
ATMOS ENERGY CORP US0495601058	118,17	-0,41% -0,49		25.04.24 22:00:02	523.268 61.820.268,85
AUTODESK INC US0527691069	216,40	0,65% 1,40	█	25.04.24 22:00:00	2.211.585 476.931.992,51
AUTOMATIC DATA PROCESSING... US0530151036	246,34	-0,11% -0,27		25.04.24 22:00:00	1.224.550 301.648.390,61
AUTOZONE INC	2.945,25	-1,45%		25.04.24	236.084

US0533321024		-43,26		22:00:01	688.460.133,87
AVALONBAY COMMUNITIES INC...	191,32	-0,01%		25.04.24	1.073.207
US0534841012		-0,02		22:00:01	204.662.697,28
AVERY DENNISON CORP	217,16	2,23%	█	25.04.24	672.113
US0536111091		4,74		22:00:02	145.216.703,99
AXON ENTERPRISE INC	306,24	1,27%	█	25.04.24	305.981
US05464C1018		3,83		22:00:00	93.374.414,29
BAKER HUGHES INC. 'A'	33,30	1,93%	█	25.04.24	8.729.851
US05722G1004		0,63		22:00:00	289.097.472,95
BALL CORP	65,45	0,40%		25.04.24	2.233.930
US0584981064		0,26		22:00:02	145.708.848,43
BANK OF AMERICA CORP.	37,91	-1,07%		25.04.24	41.115.959
US0605051046		-0,41		22:00:02	1.554.152.731,25
BANK OF NEW YORK MELLON C...	57,18	-0,61%		25.04.24	3.254.122
US0640581007		-0,35		22:00:01	185.872.333,76
BATH & BODY WORKS INC.	45,60	0,00%		25.04.24	1.655.791
US0708301041		0,00		22:00:02	74.762.417,80
BAXTER INTERNATIONAL INC	40,23	-1,71%		25.04.24	3.568.051
US0718131099		-0,70		22:00:02	143.205.451,79
BECTON DICKINSON AND CO.	230,48	-1,43%		25.04.24	885.117
US0758871091		-3,35		22:00:02	204.488.123,83
BERKSHIRE HATHAWAY INC. C...	404,91	-0,26%		25.04.24	2.676.009
US0846707026		-1,04		22:01:50	1.081.558.775,85
BEST BUY CORP INC.	75,24	1,09%	█	25.04.24	1.857.831
US0865161014		0,81		22:00:02	138.918.219,33
BIO-RAD LABORATORIES INC.	275,60	-0,94%		25.04.24	164.776
US0905722072		-2,61		22:00:02	45.425.489,23
BIO-TECHNE CORP.	62,66	-1,35%		25.04.24	965.762
US09073M1045		-0,86		22:00:00	60.377.699,57
BIOGEN IDEC INC.	202,46	0,23%		25.04.24	1.590.300
US09062X1037		0,47		22:00:00	320.570.981,31
BLACKROCK INC.	757,65	-0,68%		25.04.24	510.302
US09247X1019		-5,15		22:00:02	385.463.479,64
BLACKSTONE INC.	123,36	-0,34%		25.04.24	3.620.701
US09260D1072		-0,42		22:00:02	442.470.716,22
BOEING CO., THE	166,81	1,51%	█	25.04.24	12.504.691
US0970231058		2,48		22:00:02	2.043.070.205,55
BOOKING HOLDINGS INC.	3.502,48	-0,43%		25.04.24	142.949
US09857L1089		-15,04		22:00:00	500.865.244,59
BORGWARNER INC.	32,82	-2,47%		25.04.24	1.610.742
US0997241064		-0,83		22:00:02	52.871.954,05
BOSTON PROPERTIES INC.	61,95	-1,57%		25.04.24	1.178.419
US1011211018		-0,99		22:00:02	72.569.538,16
BOSTON SCIENTIFIC CORP	73,26	0,48%	█	25.04.24	8.172.200
US1011371077		0,35		22:00:02	598.691.453,46
BRISTOL-MYERS SQUIBB CO.	44,70	-8,51%		25.04.24	45.069.042
US1101221083		-4,16		22:00:02	2.032.308.509,97
BROADCOM INC.	1.294,42	2,99%	█	25.04.24	3.040.967
US11135F1012		37,60		22:00:00	3.933.347.150,56
BROADRIDGE FINANCIAL SOLU...	195,56	0,25%		25.04.24	257.489
US11133T1034		0,48		22:00:02	50.216.819,34
BROWN & BROWN INC.	82,28	0,18%		25.04.24	1.608.786
US1152361010		0,15		22:00:02	132.323.936,96
BROWN-FORMAN CORP	48,11	-1,84%		25.04.24	1.689.339
US1156372096		-0,90		22:00:01	81.295.178,32

BUILDERS FIRSTSOURCE INC. US12008R1077	185,26	-0,77% -1,43		25.04.24 22:00:02	930.630 170.791.534,73
BUNGE GLOBAL SA CH1300646267	104,06	-1,64% -1,73		25.04.24 22:00:02	1.996.760 207.234.520,26
C.H. ROBINSON WORLDWIDE I... US12541W2098	70,26	-0,96% -0,68		25.04.24 22:00:00	2.364.308 166.097.817,42
CADENCE DESIGN SYSTEMS IN... US1273871087	277,08	-0,21% -0,58		25.04.24 22:00:00	2.046.459 565.775.674,29
CAESARS ENTERTAINMENT INC... US12769G1004	38,04	-1,14% -0,44		25.04.24 22:00:00	3.162.767 119.662.849,20
CAMDEN PROPERTY TRUST US1331311027	98,21	-0,66% -0,65		25.04.24 22:00:02	596.293 58.474.761,08
CAMPBELL SOUP COMPANY US1344291091	45,37	-0,37% -0,17		25.04.24 22:00:02	3.081.458 140.220.803,94
CAPITAL ONE FINANCIAL COR... US14040H1059	145,97	-1,95% -2,90		25.04.24 22:00:02	3.757.765 548.829.756,88
CARDINAL HEALTH INC. US14149Y1082	103,81	0,26% 0,27		25.04.24 22:00:02	1.642.728 170.901.879,69
CARMAX INC. US1431301027	69,22	-1,49% -1,05		25.04.24 22:00:02	2.809.779 193.404.658,64
CARNIVAL CORP. PA1436583006	15,18	1,13% 0,17		25.04.24 22:00:02	29.288.024 440.836.958,74
CARRIER GLOBAL CORP US14448C1045	59,81	9,20% 5,04		25.04.24 22:00:02	10.169.065 599.026.988,31
CATALENT INC. US1488061029	55,80	-0,27% -0,15		25.04.24 22:00:01	1.903.179 106.289.766,37
CATERPILLAR INC US1491231015	338,00	-7,02% -25,52		25.04.24 22:00:02	6.459.595 2.183.877.661,90
CBOE GLOBAL MARKETS INC. US12503M1080	181,69	1,28% 2,30		25.04.24 22:00:00	712.949 129.455.460,05
CBRE GROUP INC US12504L1098	87,02	0,29% 0,25		25.04.24 22:00:01	1.629.765 141.179.752,60
CDW CORP. US12514G1085	243,42	1,13% 2,73		25.04.24 22:00:00	753.354 182.849.142,26
CELANESE CORP US1508701034	153,89	-0,99% -1,54		25.04.24 22:00:02	676.187 104.036.490,49
CENCORA INC. US03073E1055	239,76	0,76% 1,81		25.04.24 22:00:01	831.205 199.396.061,22
CENTENE CORP US15135B1017	75,68	-0,67% -0,51		25.04.24 22:00:02	3.639.640 275.425.056,65
CENTERPOINT ENERGY INC. US15189T1079	29,34	0,93% 0,27		25.04.24 22:00:02	5.618.731 164.144.353,31
CF INDUSTRIES HOLDINGS IN... US1252691001	79,97	0,91% 0,72		25.04.24 22:00:02	1.507.267 119.585.104,44