

S&P 500

ISIN: US78378X1072

WKN: -

Přehled

23.04.2024 21:51:09

Cena

5.070,89 USD

Změna ▲ 1,20% (60,29)

Základní údaje

ISIN US78378X1072

Symbol SP500

Stát USA

Nástroje v indexu 503

Typ indexu Price Index

Typ cenného papíru Index

Tržní data

Otevírací cena 5.028,85 USD

Max 5.076,12 USD

Min 5.027,96 USD

Závěrečná cena (předchozí den) 5.010,60 USD

Obchodovaný objem (mil.) 1.688.736.049

Objem (kusy) 8.549.114.157.611

Top 5

Název ⬇	Cena	+ - (%) ⬇	Trend ⬆
GLOBE LIFE...	76,19	+14,76	▲
GE AEROSPA...	163,26	+8,70	▲
GE VERNOVA...	148,26	+8,46	▲
DANAHER CO...	253,60	+7,42	▲
SUPER MICR...	762,00	+6,27	▲

Denní 1t 1m 6m 1r 3r

Flop 5

Název ⬇	Cena	+ - (%) ⬇	Trend ⬇
LKQ CORP	41,775	-14,62	▼
MSCI INC.	446,80	-13,27	▼
NUCOR CORP	175,29	-8,53	▼
INVESCO LT...	14,665	-5,87	▼
W.R. BERKL...	79,16	-5,12	▼



51

Minulá výkonnost nezaručuje výkonnost budoucí.

Zdroj: FactSet

Aktuální analýzy a prognózy

Z trhů

Datum	Nadpis	Stáhnout
19.04.2024	Week Ahead	⬇
12.04.2024	Week Ahead	⬇
05.04.2024	Week Ahead	⬇
03.04.2024	Global Equity Ratings	⬇
28.03.2024	Week Ahead	⬇

Denní 1t 1m 6m 1r 3r

Futures a opce

Související Futures -

Související Opce -

Detaily

23.04.2024 21:51:09

Cena

5.070,89 USD

Změna



1,20% (60,29)

Základní údaje

ISIN US78378X1072

Symbol SP500

Stát USA

Typ cenného papíru Index

Nástroje v indexu 503

Tržní data

Otevírací cena 5.028,85 USD

Max 5.076,12 USD

Min 5.027,96 USD

Závěrečná cena (předchozí den) 5.010,60 USD

Obchodovaný objem (mil.) 1.688.736.049

Objem (kusy) 8.549.114.157.611

Výkonnost a riziko

	6m	1r	3r
Výkonn. (%)	+18,62%	+21,22%	+21,18%
Výkonn. (abs.)	+786,44	+877,08	+875,62
Beta	-	-	-
Volatilita	11,66	11,90	17,47



51





























Minulá výkonnost nezaručuje výkonnost budoucí.

Zdroj: FactSet

Ceny
















Ø cena 5 dní Ø objem 5 dní (ks.)	5.012,51 USD (2.382.491.521)
Ø cena 30 dní Ø objem 30 dní (ks.)	5.158,39 USD (2.317.646.151)
Ø cena 100 dní Ø objem 100 dní (ks.)	4.959,10 USD (2.322.867.477)
Ø cena 250 dní Ø objem 250 dní (ks.)	4.610,35 USD (2.284.843.589)
YTD Max datum	5.264,85 USD (28.03.2024)
YTD Min datum	4.682,11 USD (05.01.2024)
52týdenní max. datum	5.264,85 USD (28.03.2024)
52týdenní min. datum	4.048,28 USD (04.05.2023)

Složení

Název  ISIN	Cena	Změna %  Změna +/-	Výkonnost 	Datum Čas	Obrat v kusech  Peněžní obrat 
3M COMPANY US88579Y1010	93,04	0,45% 0,42		23.04.24 21:51:10	2.618.091 244.402.701,39
ABBOTT LABORATORIES US0028241000	107,57	0,47% 0,50		23.04.24 21:51:07	2.629.903 283.172.226,14
ABBVIE INC. US00287Y1091	169,715	1,09% 1,83		23.04.24 21:51:08	2.949.723 500.328.921,03
ACCENTURE PLC IE00B4BNMY34	316,795	-0,20% -0,63		23.04.24 21:51:10	1.341.430 426.388.833,32
ADOBE INC. US00724F1012	472,27	1,15% 5,38		23.04.24 21:51:07	1.486.173 700.306.496,47
ADVANCED MICRO DEVICES IN... US0079031078	152,1117	2,34% 3,47		23.04.24 21:51:10	40.849.261 6.226.727.294,29
AES CORP US00130H1059	17,1251	2,55% 0,43		23.04.24 21:51:07	3.682.468 63.166.261,31
AFLAC INC. US0010551028	83,75	0,28% 0,23		23.04.24 21:51:10	1.153.637 96.669.866,71
AGILENT TECHNOLOGIES INC. US00846U1016	139,63	4,27% 5,72		23.04.24 21:51:09	1.443.683 200.090.823,27
AIR PRODUCTS & CHEMICALS ... US0091581068	233,42	-0,40% -0,94		23.04.24 21:51:10	884.055 206.544.402,29
AIRBNB INC. CLASS A US0090661010	160,63	2,57% 4,02		23.04.24 21:51:09	2.328.103 371.917.149,30
AKAMAI TECHNOLOGIES INC. US00971T1016	101,72	0,83% 0,84		23.04.24 21:51:07	700.465 71.300.802,15
ALBEMARLE CORP US0126531013	114,54	2,00% 2,25		23.04.24 21:51:08	1.292.390 148.154.776,14
ALEXANDRIA REAL EST. EQU.... US0152711091	119,68	0,94% 1,11		23.04.24 21:51:08	942.896 113.414.484,60
ALIGN TECHNOLOGY INC. US0162551016	311,065	3,41% 10,25		23.04.24 21:51:10	472.177 146.098.875,05
ALLEGION PLC IE00BFRT3W74	127,47	1,63% 2,05		23.04.24 21:50:55	359.961 45.681.036,72
ALLIANT ENERGY CORP US0188021085	49,975	0,17% 0,09		23.04.24 21:51:08	1.150.095 57.641.783,42
ALLSTATE CORP US0200021014	175,43	0,01% 0,02		23.04.24 21:51:09	855.745 150.509.571,83
ALPHABET INC A US02079K3059	158,23	1,25% 1,95		23.04.24 21:51:10	15.835.063 2.503.469.475,57
ALPHABET INC. CLASS C US02079K1079	159,83	1,19% 1,88		23.04.24 21:51:09	11.531.589 1.841.347.323,92
ALTRIA GROUP INC. US02209S1033	42,905	0,79% 0,34		23.04.24 21:51:10	8.165.642 350.062.723,54
AMAZON.COM INC. US0231351067	179,689	1,39% 2,46		23.04.24 21:51:10	27.791.977 4.952.178.852,47
AMCOR PLC JE00BJ1F3079	8,985	-0,50% -0,05		23.04.24 21:51:10	3.710.463 33.436.513,31

AMEREN CORP US0236081024	73,95	-0,58% -0,43		23.04.24 21:51:10	514.582 38.225.877,89
AMERICAN AIRLINES GROUP I... US02376R1023	14,325	-1,41% -0,21		23.04.24 21:51:10	34.179.820 487.676.144,19
AMERICAN ELECTRIC POWER C... US0255371017	85,49	0,69% 0,59		23.04.24 21:51:10	2.352.206 200.697.394,46
AMERICAN EXPRESS CO US0258161092	238,76	2,47% 5,76	█	23.04.24 21:51:09	3.227.017 766.456.892,80
AMERICAN INTERNATIONAL GR... US0268747849	74,81	-0,20% -0,15		23.04.24 21:51:09	2.093.667 157.188.054,31
AMERICAN TOWER CORP US03027X1000	174,31	1,17% 2,01	█	23.04.24 21:51:10	2.067.209 360.508.887,30
AMERICAN WATER WORKS CORP... US0304201033	120,03	0,65% 0,77		23.04.24 21:51:10	724.485 86.988.126,55
AMERIPRISE FINANCIAL INC. US03076C1062	408,32	-3,10% -13,06		23.04.24 21:50:57	682.222 278.608.183,43
AMETEK INC. US0311001004	180,103	1,26% 2,24	█	23.04.24 21:51:08	352.987 63.451.370,35
AMGEN INC. US0311621009	273,57	0,61% 1,66		23.04.24 21:51:09	1.652.090 452.008.232,84
AMPHENOL CORPORATION SER... US0320951017	114,235	2,12% 2,38	█	23.04.24 21:51:10	3.804.012 433.077.401,11
ANALOG DEVICES INC. US0326541051	190,11	2,04% 3,80	█	23.04.24 21:51:10	2.331.821 442.626.426,19
ANSYS INC. US03662Q1058	326,095	0,40% 1,29		23.04.24 21:50:50	103.240 33.723.030,40
AON PLC CLASS A IE00BLP1HW54	312,63	0,52% 1,61		23.04.24 21:50:59	366.693 114.605.419,82
APA CORP. US03743Q1085	32,175	-0,91% -0,30		23.04.24 21:51:10	4.677.871 150.381.016,45
APPLE INC US0378331005	166,97	0,68% 1,13		23.04.24 21:51:10	33.839.767 5.629.389.879,85
APPLIED MATERIALS INC US0382221051	192,88	1,81% 3,42	█	23.04.24 21:51:10	2.714.658 522.491.208,77
APTIV PLC JE00B783TY65	70,42	0,46% 0,32		23.04.24 21:51:08	1.191.869 84.097.342,30
ARCH CAPITAL GROUP LTD. BMG0450A1053	93,78	-0,07% -0,07		23.04.24 21:51:06	887.824 83.298.363,67
ARCHER DANIELS MIDLAND CO US0394831020	61,805	-1,11% -0,70		23.04.24 21:51:10	2.033.278 125.662.091,77
ARISTA NETWORKS INC. US0404131064	251,57	2,49% 6,10	█	23.04.24 21:51:08	1.758.062 438.431.399,53
ARTHUR J GALLAGHER & CO. US3635761097	237,82	0,13% 0,30		23.04.24 21:51:03	345.501 82.300.132,02
ASSURANT INC. US04621X1081	175,50	0,52% 0,90		23.04.24 21:51:08	128.727 22.606.592,95
AT&T INC. US00206R1023	16,49	1,10% 0,18	█	23.04.24 21:51:10	33.696.755 554.287.666,47
ATMOS ENERGY CORP US0495601058	117,83	-0,21% -0,25		23.04.24 21:51:09	349.210 41.217.842,04
AUTODESK INC US0527691069	217,965	0,38% 0,84		23.04.24 21:51:08	904.750 197.441.402,93
AUTOMATIC DATA PROCESSING... US0530151036	247,41	0,45% 1,10		23.04.24 21:51:08	852.031 210.496.908,75
AUTOZONE INC	2.966,95	0,18%		23.04.24	53.900

US0533321024		5,29		21:51:03	160.079.584,32
AVALONBAY COMMUNITIES INC...	189,20	1,25%	█	23.04.24	438.249
US0534841012		2,33		21:51:03	82.885.558,22
AVERY DENNISON CORP	210,87	-0,42%		23.04.24	619.334
US0536111091		-0,90		21:51:05	130.635.038,95
AXON ENTERPRISE INC	302,405	2,93%	█	23.04.24	275.326
US05464C1018		8,61		21:50:51	82.702.271,86
BAKER HUGHES INC. 'A'	33,075	1,89%	█	23.04.24	5.142.936
US05722G1004		0,62		21:51:10	169.005.290,57
BALL CORP	65,71	0,43%		23.04.24	876.327
US0584981064		0,28		21:51:08	57.511.815,77
BANK OF AMERICA CORP.	38,275	1,44%	█	23.04.24	32.680.684
US0605051046		0,55		21:51:10	1.249.768.864,56
BANK OF NEW YORK MELLON C...	57,365	0,36%		23.04.24	1.997.517
US0640581007		0,21		21:51:09	114.739.383,59
BATH & BODY WORKS INC.	45,22	2,91%	█	23.04.24	1.332.182
US0708301041		1,28		21:51:07	60.216.764,99
BAXTER INTERNATIONAL INC	41,15	1,86%	█	23.04.24	1.786.230
US0718131099		0,75		21:51:08	73.059.820,81
BECTON DICKINSON AND CO.	234,195	0,13%		23.04.24	481.596
US0758871091		0,32		21:51:08	113.017.612,83
BERKSHIRE HATHAWAY INC. C...	407,835	-0,23%		23.04.24	1.634.889
US0846707026		-0,95		21:50:55	667.545.929,30
BEST BUY CORP INC.	75,115	-0,01%		23.04.24	1.760.567
US0865161014		-0,01		21:51:10	132.594.084,90
BIO-RAD LABORATORIES INC.	285,12	1,78%	█	23.04.24	166.245
US0905722072		4,99		21:50:48	47.937.256,35
BIO-TECHNE CORP.	63,57	1,23%	█	23.04.24	859.884
US09073M1045		0,77		21:51:08	55.078.095,19
BIOGEN IDEC INC.	193,08	-0,53%		23.04.24	1.043.643
US09062X1037		-1,03		21:51:10	202.456.067,20
BLACKROCK INC.	767,11	0,92%		23.04.24	306.696
US09247X1019		7,00		21:50:48	235.045.814,47
BLACKSTONE INC.	124,41	1,90%	█	23.04.24	2.273.887
US09260D1072		2,32		21:51:03	283.814.120,13
BOEING CO., THE	169,10	-0,81%		23.04.24	6.132.872
US0970231058		-1,38		21:51:10	1.038.344.120,61
BOOKING HOLDINGS INC.	3.533,71	2,04%	█	23.04.24	103.700
US09857L1089		70,71		21:50:37	364.963.081,96
BORGWARNER INC.	33,305	0,65%		23.04.24	1.187.605
US0997241064		0,22		21:51:09	39.365.573,78
BOSTON PROPERTIES INC.	62,965	2,65%	█	23.04.24	1.168.854
US1011211018		1,63		21:51:07	74.212.155,41
BOSTON SCIENTIFIC CORP	68,93	1,34%	█	23.04.24	7.493.085
US1011371077		0,91		21:51:08	514.134.245,62
BRISTOL-MYERS SQUIBB CO.	49,075	-0,13%		23.04.24	6.128.585
US1101221083		-0,07		21:51:09	301.564.005,37
BROADCOM INC.	1.249,24	2,02%	█	23.04.24	1.454.841
US11135F1012		24,78		21:51:10	1.813.896.470,59
BROADRIDGE FINANCIAL SOLU...	195,79	0,80%		23.04.24	180.944
US11133T1034		1,56		21:51:07	35.308.105,30
BROWN & BROWN INC.	82,90	0,48%		23.04.24	1.319.217
US1152361010		0,40		21:51:08	109.151.368,43
BROWN-FORMAN CORP	49,47	0,65%		23.04.24	955.117
US1156372096		0,32		21:51:08	47.038.431,11

BUILDERS FIRSTSOURCE INC. US12008R1077	187,13	5,01% 8,92		23.04.24 21:51:08	1.457.164 269.955.074,18
BUNGE GLOBAL SA CH1300646267	109,83	0,07% 0,08		23.04.24 21:51:09	1.540.974 168.754.947,29
C.H. ROBINSON WORLDWIDE I... US12541W2098	70,44	-0,45% -0,32		23.04.24 21:51:09	572.704 40.505.343,23
CADENCE DESIGN SYSTEMS IN... US1273871087	282,475	-0,89% -2,55		23.04.24 21:51:09	3.620.537 1.014.841.139,63
CAESARS ENTERTAINMENT INC... US12769G1004	39,19	2,00% 0,77		23.04.24 21:51:06	1.488.865 58.268.743,79
CAMDEN PROPERTY TRUST US1331311027	98,80	0,74% 0,73		23.04.24 21:51:04	597.672 59.041.349,40
CAMPBELL SOUP COMPANY US1344291091	45,04	-0,18% -0,08		23.04.24 21:51:08	1.590.512 71.915.019,44
CAPITAL ONE FINANCIAL COR... US14040H1059	148,25	0,68% 1,00		23.04.24 21:51:10	1.648.545 245.012.541,54
CARDINAL HEALTH INC. US14149Y1082	103,45	0,60% 0,62		23.04.24 21:51:06	1.728.842 178.104.002,96
CARMAX INC. US1431301027	69,79	2,81% 1,91		23.04.24 21:51:08	1.097.077 76.227.720,84
CARNIVAL CORP. PA1436583006	14,865	4,10% 0,59		23.04.24 21:51:09	21.140.229 311.313.619,89
CARRIER GLOBAL CORP US14448C1045	55,20	2,95% 1,58		23.04.24 21:51:10	4.142.459 226.980.466,73
CATALENT INC. US1488061029	56,03	-0,04% -0,02		23.04.24 21:51:07	1.188.812 66.563.349,85
CATERPILLAR INC US1491231015	363,76	1,72% 6,15		23.04.24 21:51:10	1.375.935 499.618.048,38
CBOE GLOBAL MARKETS INC. US12503M1080	178,33	-0,92% -1,66		23.04.24 21:51:10	384.833 68.851.412,48
CBRE GROUP INC US12504L1098	87,21	1,36% 1,17		23.04.24 21:51:08	1.044.131 91.155.169,47
CDW CORP. US12514G1085	240,27	1,11% 2,63		23.04.24 21:51:10	257.647 61.913.500,89
CELANESE CORP US1508701034	155,99	0,68% 1,05		23.04.24 21:50:38	311.103 48.561.874,85
CENCORA INC. US03073E1055	238,01	0,49% 1,16		23.04.24 21:51:07	1.061.946 252.435.138,85
CENTENE CORP US15135B1017	75,87	0,38% 0,29		23.04.24 21:51:09	1.075.878 81.777.436,53
CENTERPOINT ENERGY INC. US15189T1079	28,74	-0,14% -0,04		23.04.24 21:51:08	1.637.344 47.157.569,37
CF INDUSTRIES HOLDINGS IN... US1252691001	78,43	-0,47% -0,37		23.04.24 21:51:10	1.071.980 84.518.452,66