

## S&amp;P 500

ISIN: US78378X1072 WKN: -

## Přehled

19.04.2024 15:40:42

Cena

**5.005,35** USDZměna  -0,12% (-5,77)

## Základní údaje

ISIN	US78378X1072
Symbol	SP500
Stát	USA
Nástroje v indexu	503
Typ indexu	Price Index
Typ cenného papíru	Index

## Tržní data

Otevírací cena	5.005,44 USD
Max	5.011,84 USD
Min	5.001,21 USD
Závěrečná cena (předchozí den)	5.011,12 USD
Obchodovaný objem (mil.)	193.687.236
Objem (kusy)	969.647.648.157

## Top 5

Název 	Cena	+ - (%)	Trend 
PARAMOUNT ...	11,91	+8,57	
FIFTH THIR...	35,415	+3,49	
AMERICAN E...	223,735	+2,87	
BANK OF AM...	36,565	+2,22	
KEYCORP	14,6859	+2,13	

Denní **1t** 1m 6m 1r 3r

## Flop 5

Název 	Cena	+ - (%)	Trend 
NETFLIX IN...	559,15	-8,45	
SUPER MICR...	859,131	-7,47	
ADVANCED	150,8303	-2,74	

51

5,000.00

4,500.00

4,000.00

3,500.00

3,000.00

2,500.00

2020

2021

2022

2023






2024

Minulá výkonnost nezaručuje výkonnost budoucí.

Zdroj: FactSet

## Aktuální analýzy a prognózy

## Z trhů

Datum	Nadpis	Stáhnout
19.04.2024	 Week Ahead	
12.04.2024	 Week Ahead	
05.04.2024	 Week Ahead	
03.04.2024	 Global Equity Ratings	
28.03.2024	 Week Ahead	

M...			
ULTA BEAUT...	413,99	-2,62	↓
JABIL INC.	126,205	-2,61	↓
Denní	1t	1m	6m 1r 3r

**Futures a opce**

Související Futures	-
Související Opce	-

## Detaily

19.04.2024 15:40:42

Cena

**5.005,35** USD

Změna



-0,12% (-5,77)

### Základní údaje

ISIN US78378X1072

Symbol SP500

Stát USA

Typ cenného papíru Index

Nástroje v indexu 503

### Tržní data

Otevírací cena 5.005,44 USD

Max 5.011,84 USD

Min 5.001,21 USD

Závěrečná cena (předchozí den) 5.011,12 USD

Obchodovaný objem (mil.) 193.687.236

Objem (kusy) 969.647.648.157

### Výkonnost a riziko

	6m	1r	3r
Výkonn. (%)	+16,14%	+20,61%	+19,73%
Výkonn. (abs.)	+696,52	+856,25	+825,65
Beta	-	-	-
Volatilita	11,70	11,83	17,47



Minulá výkonnost nezaručuje výkonnost budoucí.

Zdroj: FactSet

### Ceny

Ø cena 5 dní   Ø objem 5 dní (ks.)	5.053,99 USD (2.309.061.112)
Ø cena 30 dní   Ø objem 30 dní (ks.)	5.167,49 USD (2.302.825.069)
Ø cena 100 dní   Ø objem 100 dní (ks.)	4.950,53 USD (2.321.758.440)
Ø cena 250 dní   Ø objem 250 dní (ks.)	4.603,25 USD (2.282.787.355)
YTD Max   datum	5.264,85 USD (28.03.2024)
YTD Min   datum	4.682,11 USD (05.01.2024)
52týdenní max.   datum	5.264,85 USD (28.03.2024)
52týdenní min.   datum	4.048,28 USD (04.05.2023)

## Složení

Název ISIN	Cena	Změna % Změna +/-	Výkonnost	Datum Čas	Obrat v kusech Peněžní obrat
3M COMPANY US88579Y1010	91,83	0,38% 0,35	█	19.04.24 15:40:30	237.794 21.721.569,62
ABBOTT LABORATORIES US0028241000	106,06	0,75% 0,79	█	19.04.24 15:40:42	523.782 55.498.214,88
ABBVIE INC. US00287Y1091	164,43	-0,14% -0,23	█	19.04.24 15:40:32	548.853 90.317.641,83
ACCENTURE PLC IE00B4BNMY34	316,76	0,24% 0,76	█	19.04.24 15:40:38	183.980 58.418.871,96
ADOBE INC. US00724F1012	470,50	-0,57% -2,68	█	19.04.24 15:40:40	214.670 101.943.333,65
ADVANCED MICRO DEVICES IN... US0079031078	150,8248	-2,74% -4,26	█	19.04.24 15:40:43	5.891.508 892.382.202,97
AES CORP US00130H1059	16,45	1,11% 0,18	█	19.04.24 15:40:41	198.887 3.235.017,53
AFLAC INC. US0010551028	81,94	1,19% 0,96	█	19.04.24 15:40:33	142.358 11.604.758,64
AGILENT TECHNOLOGIES INC. US00846U1016	133,23	0,60% 0,79	█	19.04.24 15:39:57	98.873 13.156.739,70
AIR PRODUCTS & CHEMICALS ... US0091581068	233,70	0,29% 0,68	█	19.04.24 15:40:22	68.603 15.999.836,72
AIRBNB INC. CLASS A US0090661010	159,62	-0,30% -0,48	█	19.04.24 15:40:38	256.245 40.866.181,63
AKAMAI TECHNOLOGIES INC. US00971T1016	100,915	0,18% 0,19	█	19.04.24 15:40:24	46.599 4.692.378,93
ALBEMARLE CORP US0126531013	112,76	0,86% 0,96	█	19.04.24 15:40:34	151.681 16.993.308,58
ALEXANDRIA REAL EST. EQU.... US0152711091	118,10	1,36% 1,59	█	19.04.24 15:39:15	44.345 5.203.574,85
ALIGN TECHNOLOGY INC. US0162551016	301,88	0,18% 0,54	█	19.04.24 15:39:03	22.461 6.806.763,47
ALLEGION PLC IE00BFRT3W74	125,905	0,85% 1,07	█	19.04.24 15:40:24	21.044 2.631.883,02
ALLIANT ENERGY CORP US0188021085	49,31	0,96% 0,47	█	19.04.24 15:40:16	81.249 3.986.036,02
ALLSTATE CORP US0200021014	170,97	1,10% 1,86	█	19.04.24 15:40:44	103.696 17.651.943,75
ALPHABET INC A US02079K3059	154,45	-1,00% -1,56	█	19.04.24 15:40:44	3.382.176 526.561.793,87
ALPHABET INC. CLASS C US02079K1079	155,99	-0,93% -1,47	█	19.04.24 15:40:44	2.136.370 335.731.995,82
ALTRIA GROUP INC. US02209S1033	41,555	0,62% 0,26	█	19.04.24 15:40:30	581.609 24.111.166,52
AMAZON.COM INC. US0231351067	177,205	-1,12% -2,02	█	19.04.24 15:40:43	6.122.965 1.090.020.766,69
AMCOR PLC JE00BJ1F3079	8,97	0,79% 0,07	█	19.04.24 15:40:20	407.652 3.630.339,07

AMEREN CORP US0236081024	73,23	0,99% 0,72	█	19.04.24 15:40:30	62.438 4.540.181,60
AMERICAN AIRLINES GROUP I... US02376R1023	14,1772	1,12% 0,16	█	19.04.24 15:40:42	2.166.140 30.376.537,23
AMERICAN ELECTRIC POWER C... US0255371017	83,325	0,93% 0,77	█	19.04.24 15:40:41	183.534 15.214.766,58
AMERICAN EXPRESS CO US0258161092	223,735	2,87% 6,24	█	19.04.24 15:40:42	698.983 154.522.185,26
AMERICAN INTERNATIONAL GR... US0268747849	73,53	0,74% 0,54	█	19.04.24 15:40:44	283.259 20.778.581,55
AMERICAN TOWER CORP US03027X1000	170,97	-0,02% -0,03	█	19.04.24 15:40:36	270.588 46.378.048,42
AMERICAN WATER WORKS CORP... US0304201033	118,43	0,92% 1,08	█	19.04.24 15:40:43	63.289 7.459.279,98
AMERIPRISE FINANCIAL INC. US03076C1062	415,20	0,62% 2,57	█	19.04.24 15:40:15	22.016 9.123.221,87
AMETEK INC. US0311001004	178,68	0,80% 1,41	█	19.04.24 15:40:14	61.896 11.023.157,65
AMGEN INC. US0311621009	263,66	0,35% 0,91	█	19.04.24 15:40:40	309.374 81.547.917,46
AMPHENOL CORPORATION SER... US0320951017	111,48	0,54% 0,60	█	19.04.24 15:40:39	232.011 25.762.181,61
ANALOG DEVICES INC. US0326541051	187,15	-0,23% -0,43	█	19.04.24 15:40:43	194.852 36.430.256,44
ANSYS INC. US03662Q1058	325,00	0,15% 0,50	█	19.04.24 15:33:00	25.265 8.230.960,36
AON PLC CLASS A IE00BLP1HW54	309,75	0,34% 1,05	█	19.04.24 15:36:45	41.627 12.945.082,43
APA CORP. US03743Q1085	32,829	2,02% 0,65	█	19.04.24 15:40:42	275.935 8.958.003,32
APPLE INC US0378331005	165,90	-0,68% -1,14	█	19.04.24 15:40:43	6.578.315 1.092.497.314,54
APPLIED MATERIALS INC US0382221051	193,615	-0,36% -0,71	█	19.04.24 15:40:39	528.582 102.507.338,26
APTIV PLC JE00B783TY65	69,36	0,06% 0,04	█	19.04.24 15:40:37	100.177 6.917.182,82
ARCH CAPITAL GROUP LTD. BMG0450A1053	91,71	0,35% 0,32	█	19.04.24 15:40:43	119.112 10.936.154,38
ARCHER DANIELS MIDLAND CO US0394831020	62,03	0,50% 0,31	█	19.04.24 15:40:30	198.839 12.305.512,56
ARISTA NETWORKS INC. US0404131064	254,39	-1,09% -2,80	█	19.04.24 15:40:27	175.480 44.737.565,07
ARTHUR J GALLAGHER & CO. US3635761097	234,305	0,13% 0,32	█	19.04.24 15:40:43	47.964 11.274.794,64
ASSURANT INC. US04621X1081	171,525	0,37% 0,64	█	19.04.24 15:39:44	11.608 1.994.723,90
AT&T INC. US00206R1023	16,36	0,18% 0,03	█	19.04.24 15:40:43	3.012.563 49.200.597,57
ATMOS ENERGY CORP US0495601058	115,62	0,92% 1,05	█	19.04.24 15:39:01	36.908 4.248.127,56
AUTODESK INC US0527691069	213,68	1,45% 3,05	█	19.04.24 15:40:40	156.687 33.215.954,82
AUTOMATIC DATA PROCESSING... US0530151036	243,24	0,52% 1,25	█	19.04.24 15:40:04	140.835 34.319.698,51
AUTOZONE INC	2.981,385	0,28%	█	19.04.24	4.212

US0533321024		8,22		15:37:31	12.575.757,29
AVALONBAY COMMUNITIES INC...	183,545	0,84%	█	19.04.24	28.521
US0534841012		1,53		15:38:37	5.221.800,06
AVERY DENNISON CORP	210,50	0,55%	█	19.04.24	24.185
US0536111091		1,15		15:39:31	5.068.863,87
AXON ENTERPRISE INC	298,515	0,31%	█	19.04.24	21.319
US05464C1018		0,93		15:38:35	6.376.914,33
BAKER HUGHES INC. 'A'	32,61	1,27%	█	19.04.24	695.078
US05722G1004		0,41		15:40:40	22.539.673,09
BALL CORP	64,75	0,62%	█	19.04.24	99.239
US0584981064		0,40		15:40:35	6.381.755,82
BANK OF AMERICA CORP.	36,56	2,21%	█	19.04.24	4.655.208
US0605051046		0,79		15:40:43	169.024.097,25
BANK OF NEW YORK MELLON C...	55,70	0,81%	█	19.04.24	250.395
US0640581007		0,45		15:40:40	13.930.047,40
BATH & BODY WORKS INC.	44,27	0,93%	█	19.04.24	87.857
US0708301041		0,41		15:39:09	3.859.202,06
BAXTER INTERNATIONAL INC	39,77	0,30%	█	19.04.24	135.274
US0718131099		0,12		15:40:41	5.395.403,93
BECTON DICKINSON AND CO.	234,1914	0,45%	█	19.04.24	71.666
US0758871091		1,04		15:40:23	16.811.843,94
BERKSHIRE HATHAWAY INC. C...	403,335	0,86%	█	19.04.24	495.892
US0846707026		3,45		15:40:33	199.459.289,69
BEST BUY CORP INC.	76,41	0,54%	█	19.04.24	62.138
US0865161014		0,41		15:40:24	4.720.395,02
BIO-RAD LABORATORIES INC.	280,64	-0,14%	█	19.04.24	8.173
US0905722072		-0,38		15:40:21	2.305.967,67
BIO-TECHNE CORP.	62,51	0,48%	█	19.04.24	35.115
US09073M1045		0,30		15:40:26	2.192.968,25
BIOGEN IDEC INC.	190,5909	0,04%	█	19.04.24	83.051
US09062X1037		0,07		15:39:54	15.824.550,77
BLACKROCK INC.	752,305	0,67%	█	19.04.24	46.900
US09247X1019		5,01		15:40:40	35.234.024,47
BLACKSTONE INC.	120,55	0,19%	█	19.04.24	191.348
US09260D1072		0,23		15:40:43	22.990.668,59
BOEING CO., THE	170,428	0,12%	█	19.04.24	373.592
US0970231058		0,20		15:40:42	63.545.738,73
BOOKING HOLDINGS INC.	3.453,845	0,69%	█	19.04.24	24.926
US09857L1089		23,71		15:40:16	86.141.446,88
BORGWARNER INC.	32,37	0,81%	█	19.04.24	79.230
US0997241064		0,26		15:40:34	2.539.664,58
BOSTON PROPERTIES INC.	59,27	0,99%	█	19.04.24	77.016
US1011211018		0,58		15:40:18	4.538.135,81
BOSTON SCIENTIFIC CORP	67,805	0,57%	█	19.04.24	530.657
US1011371077		0,39		15:40:42	36.032.562,94
BRISTOL-MYERS SQUIBB CO.	48,36	0,12%	█	19.04.24	670.136
US1101221083		0,06		15:40:42	32.394.574,93
BROADCOM INC.	1.253,36	-0,45%	█	19.04.24	198.420
US11135F1012		-5,63		15:40:26	249.473.949,59
BROADRIDGE FINANCIAL SOLU...	194,5706	0,82%	█	19.04.24	28.024
US11133T1034		1,59		15:40:23	5.435.067,67
BROWN & BROWN INC.	81,485	0,44%	█	19.04.24	61.007
US1152361010		0,36		15:39:17	4.962.909,73
BROWN-FORMAN CORP	49,13	0,31%	█	19.04.24	79.131
US1156372096		0,15		15:40:28	3.878.142,72

BUILDERS FIRSTSOURCE INC. US12008R1077	183,18	0,49% 0,90		19.04.24 15:40:35	61.535 11.243.812,74
BUNGE GLOBAL SA CH1300646267	107,58	1,00% 1,07		19.04.24 15:40:18	54.635 5.843.968,40
C.H. ROBINSON WORLDWIDE I... US12541W2098	70,26	0,56% 0,39		19.04.24 15:40:01	45.176 3.166.701,68
CADENCE DESIGN SYSTEMS IN... US1273871087	283,53	-0,83% -2,37		19.04.24 15:40:28	184.790 52.569.790,04
CAESARS ENTERTAINMENT INC... US12769G1004	38,20	0,58% 0,22		19.04.24 15:40:32	134.494 5.117.065,52
CAMDEN PROPERTY TRUST US1331311027	96,035	0,78% 0,75		19.04.24 15:38:39	24.470 2.342.465,30
CAMPBELL SOUP COMPANY US1344291091	43,84	0,30% 0,13		19.04.24 15:40:37	77.390 3.389.747,78
CAPITAL ONE FINANCIAL COR... US14040H1059	144,015	1,68% 2,38		19.04.24 15:40:31	191.117 27.369.696,53
CARDINAL HEALTH INC. US14149Y1082	106,34	0,32% 0,34		19.04.24 15:38:54	58.024 6.171.877,85
CARMAX INC. US1431301027	68,62	1,05% 0,71		19.04.24 15:40:42	83.457 5.693.670,62
CARNIVAL CORP. PA1436583006	14,21	0,21% 0,03		19.04.24 15:40:44	1.566.143 22.157.105,28
CARRIER GLOBAL CORP US14448C1045	54,04	1,24% 0,66		19.04.24 15:40:43	221.553 11.875.106,44
CATALENT INC. US1488061029	56,01	0,38% 0,21		19.04.24 15:40:32	38.920 2.176.247,02
CATERPILLAR INC US1491231015	359,60	0,83% 2,97		19.04.24 15:40:43	199.466 71.510.606,96
CBOE GLOBAL MARKETS INC. US12503M1080	178,57	0,60% 1,06		19.04.24 15:40:32	26.647 4.752.776,50
CBRE GROUP INC US12504L1098	85,19	0,06% 0,05		19.04.24 15:40:25	83.649 7.118.922,24
CDW CORP. US12514G1085	236,36	0,28% 0,66		19.04.24 15:40:35	41.451 9.768.877,61
CELANESE CORP US1508701034	155,605	0,64% 0,99		19.04.24 15:38:31	27.272 4.231.043,55
CENCORA INC. US03073E1055	237,335	0,01% 0,04		19.04.24 15:40:02	60.185 14.352.075,49
CENTENE CORP US15135B1017	73,67	-0,11% -0,08		19.04.24 15:40:41	158.445 11.759.338,96
CENTERPOINT ENERGY INC. US15189T1079	28,18	0,82% 0,23		19.04.24 15:40:36	197.507 5.547.426,97
CF INDUSTRIES HOLDINGS IN... US1252691001	80,51	1,16% 0,92		19.04.24 15:40:00	106.979 8.535.605,34