

NOVARTIS AG FUTURE (NOVH) - EUX/C1

2024/04/30 18:39:40

Price
89.1114 CHFDifference  0.20% (0.18)

General attributes

Symbol	NOVHC1
Exchange	Eurex
Currency	CHF
Security type	Future
Underlying	NOVARTIS AG
Maturity	06-2024
Contract size	100

Market data

Bid (Bid size)	- CHF (-)
Ask (Ask size)	- CHF (-)
Open	89.1114 CHF
High	89.1114 CHF
Low	89.1114 CHF
Close (prev. day)	88.9351 CHF
Underlying	NOVARTIS AG
Underlying price (date)	93.37 (24/05/17)
Settlement price (date)	93.50 (24/05/17)
Open Interest	87,090

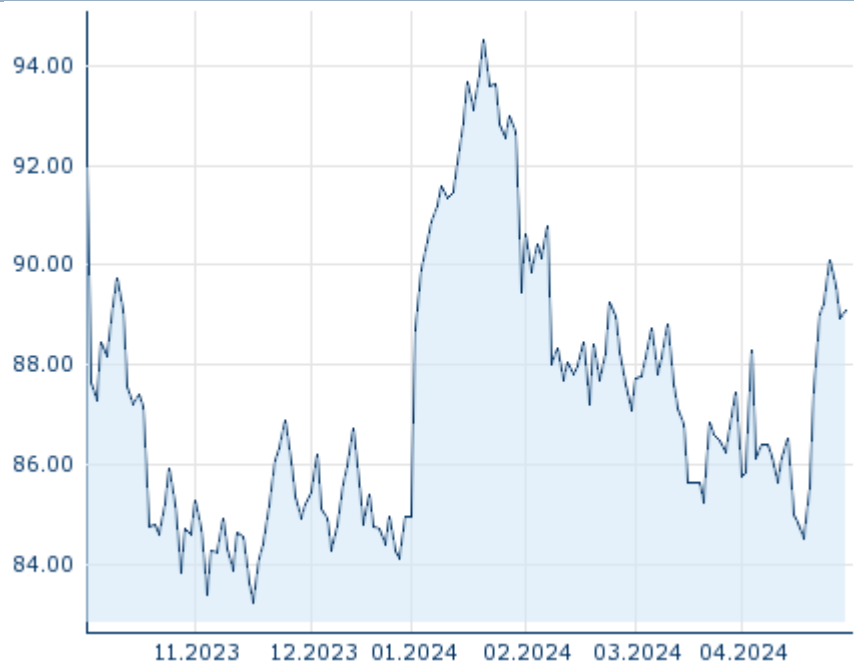
Performance and Risk

	6m	1Y	3Y
Perf (%)	+5.20%	-	-
Perf (abs.)	+4.41	-	-
Beta	-	-	-
Volatility	16.49	-	-

Futures and Options

Related Futures	-
Related Options	-

5Y












Information about previous performance does not guarantee future performance.
Source: FactSet

Price data

Ø price 5 days Ø volume 5 days (pcs.)	89.3813 CHF (0)
Ø price 30 days Ø volume 30 days (pcs.)	86.7828 CHF (483)
Ø price 100 days Ø volume 100 days (pcs.)	88.0692 CHF (2,948)
Ø price 250 days Ø volume 250 days (pcs.)	- CHF (-)
YTD High date	94.5118 CHF (2024/01/22)
YTD Low date	84.5234 CHF (2024/04/18)
52 Weeks High date	- CHF (-)
52 Weeks Low date	- CHF (-)

Recent Research

on underlying	on sector	on market	
Date		Headline	Download
2024/04/26		Global Equity Ratings	
2024/04/03		Global Equity Ratings	
2024/03/13		Global Equity Ratings	
2024/02/22		Global Equity Ratings	
2024/02/14		Global Equity Ratings	