

## NOVARTIS AG FUTURE (NOVH) - EUX/C13

2024/08/15 18:48:24

Price  
**97.1349** CHFDifference  0.55% (0.53)

## General attributes

Symbol	NOVHC13
Exchange	Eurex
Currency	CHF
Security type	Future
Underlying	NOVARTIS AG
Maturity	12-2025
Contract size	100

## Market data

Bid (Bid size)	- CHF (-)
Ask (Ask size)	- CHF (-)
Open	97.1349 CHF
High	97.1349 CHF
Low	97.1349 CHF
Close (prev. day)	96.6037 CHF
Underlying	NOVARTIS AG
Underlying price (date)	99.50 (24/08/16)
Settlement price (date)	97.30 (24/08/15)
Open Interest	0

## Performance and Risk

	6m	1Y	3Y
Perf (%)	+12.07%	-	-
Perf (abs.)	+10.47	-	-
Beta	-	-	-
Volatility	24.74	-	-

## Futures and Options

Related Futures	-
Related Options	-

5Y












Information about previous performance does not guarantee future performance.  
Source: FactSet

## Price data

Ø price 5 days   Ø volume 5 days (pcs.)	95.8504 CHF (0)
Ø price 30 days   Ø volume 30 days (pcs.)	95.5611 CHF (0)
Ø price 100 days   Ø volume 100 days (pcs.)	90.6294 CHF (0)
Ø price 250 days   Ø volume 250 days (pcs.)	- CHF (-)
YTD High   date	98.6740 CHF (2024/07/12)
YTD Low   date	83.0845 CHF (2024/04/18)
52 Weeks High   date	- CHF (-)
52 Weeks Low   date	- CHF (-)

## Recent Research

on underlying	on sector	on market	
Date		Headline	Download
2024/08/12		Global Equity Ratings	
2024/07/24		Global Equity Ratings	
2024/07/12		Global Equity Ratings	
2024/06/21		Global Equity Ratings	
2024/06/14		Global Equity Ratings	