

# NOVARTIS AG FUTURE (NOVH) - EUX/202410

2024/05/30 18:35:11

Price  
**91.6958** CHF

Difference  0.80% (0.73)

### General attributes

Symbol	NOVHV24
Exchange	Eurex
Currency	CHF
Security type	Future
Underlying	NOVARTIS AG
Maturity	10-2024
Contract size	100

### Market data

Bid (Bid size)	- CHF (-)
Ask (Ask size)	- CHF (-)
Open	91.6958 CHF
High	91.6958 CHF
Low	91.6958 CHF
Close (prev. day)	90.9645 CHF
Underlying	NOVARTIS AG
Underlying price (date)	91.23 (24/05/30)
Settlement price (date)	91.70 (24/05/30)
Open Interest	0

### Performance and Risk

	6m	1Y	3Y
Perf (%)	+8.98%	-	-
Perf (abs.)	+7.49	-	-
Beta	-	-	-
Volatility	16.84	-	-

### Futures and Options

Related Futures	-
Related Options	-

5Y












Information about previous performance does not guarantee future performance.  
Source: FactSet

### Price data

Ø price 5 days   Ø volume 5 days (pcs.)	92.0990 CHF (0)
Ø price 30 days   Ø volume 30 days (pcs.)	90.8520 CHF (0)
Ø price 100 days   Ø volume 100 days (pcs.)	89.2000 CHF (0)
Ø price 250 days   Ø volume 250 days (pcs.)	- CHF (-)
YTD High   date	94.3734 CHF (2024/05/21)
YTD Low   date	83.3587 CHF (2024/01/02)
52 Weeks High   date	- CHF (-)
52 Weeks Low   date	- CHF (-)

### Recent Research

on underlying	on sector	on market	
Date		Headline	Download
2024/05/29		Global Equity Ratings	
2024/04/26		Global Equity Ratings	
2024/04/03		Global Equity Ratings	
2024/03/13		Global Equity Ratings	
2024/02/22		Global Equity Ratings	