

NOVARTIS AG FUTURE (NOVH) - EUX/202407

2024/07/16 18:50:44

Price
98.9101 CHF

Difference  **-0.21% (-0.20)**

General attributes

Symbol	NOVHN24
Exchange	Eurex
Currency	CHF
Security type	Future
Underlying	NOVARTIS AG
Maturity	07-2024
Contract size	100

Market data

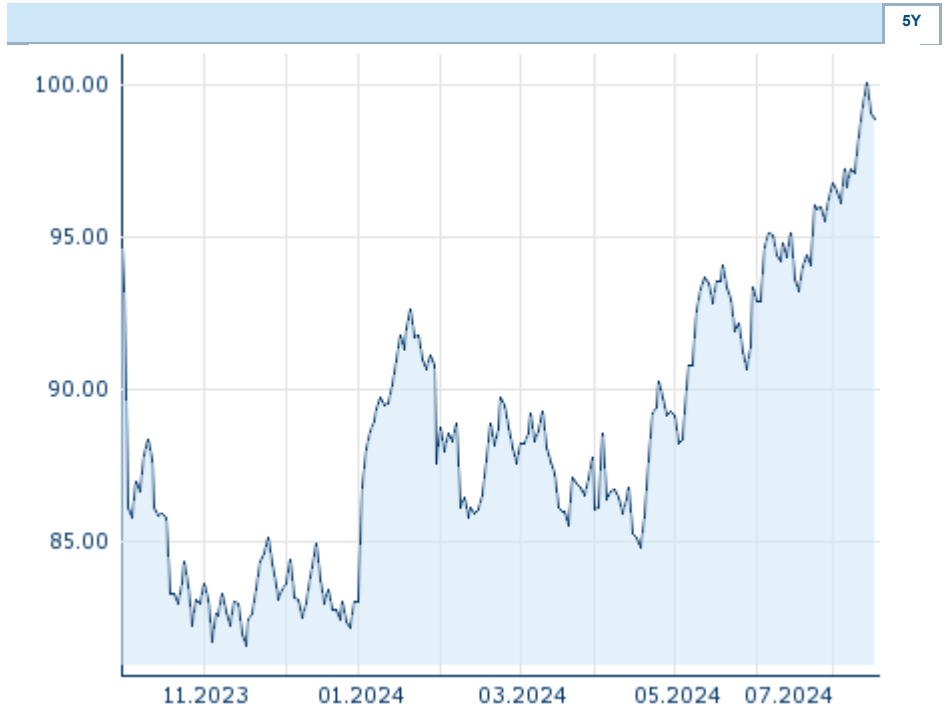
Bid (Bid size)	- CHF (-)
Ask (Ask size)	- CHF (-)
Open	98.9101 CHF
High	98.9101 CHF
Low	98.9101 CHF
Close (prev. day)	99.1139 CHF
Underlying	NOVARTIS AG
Underlying price (date)	98.61 (24/07/17)
Settlement price (date)	98.91 (24/07/16)
Open Interest	4,000

Performance and Risk

	6m	1Y	3Y
Perf (%)	+8.73%	-	-
Perf (abs.)	+7.94	-	-
Beta	-	-	-
Volatility	16.02	-	-

Futures and Options

Related Futures	-
Related Options	-












Information about previous performance does not guarantee future performance.
Source: FactSet

Price data

Ø price 5 days Ø volume 5 days (pcs.)	99.1496 CHF (0)
Ø price 30 days Ø volume 30 days (pcs.)	96.0260 CHF (133)
Ø price 100 days Ø volume 100 days (pcs.)	91.1408 CHF (40)
Ø price 250 days Ø volume 250 days (pcs.)	- CHF (-)
YTD High date	100.0845 CHF (2024/07/12)
YTD Low date	83.0743 CHF (2024/01/02)
52 Weeks High date	- CHF (-)
52 Weeks Low date	- CHF (-)

Recent Research

on underlying	on sector	on market	
Date		Headline	Download
2024/07/12		Global Equity Ratings	
2024/06/21		Global Equity Ratings	
2024/06/14		Global Equity Ratings	
2024/05/29		Global Equity Ratings	
2024/04/26		Global Equity Ratings	