

# NOVARTIS AG FUTURE (NOVH) - EUX/202512

2024/10/18 19:07:21

**Price**  
**99.3077** CHF

**Difference**  **-0.03% (-0.03)**

### General attributes

Symbol	NOVHZ25
Exchange	Eurex
Currency	CHF
Security type	Future
Underlying	NOVARTIS AG
Maturity	12-2025
Contract size	100

### Market data

Bid (Bid size)	- CHF (-)
Ask (Ask size)	- CHF (-)
Open	99.3077 CHF
High	99.3077 CHF
Low	99.3077 CHF
Close (prev. day)	99.3389 CHF
Underlying	NOVARTIS AG
Underlying price (date)	100.98 (24/10/18)
Settlement price (date)	99.31 (24/10/18)
Open Interest	0

### Performance and Risk

	6m	1Y	3Y
Perf (%)	+18.64%	+16.84%	-
Perf (abs.)	+15.60	+14.31	-
Beta	-	-	-
Volatility	16.57	16.75	-

### Futures and Options

Related Futures	-
Related Options	-

5Y












Information about previous performance does not guarantee future performance.  
Source: FactSet

### Price data

Ø price 5 days   Ø volume 5 days (pcs.)	99.0960 CHF (0)
Ø price 30 days   Ø volume 30 days (pcs.)	96.9313 CHF (0)
Ø price 100 days   Ø volume 100 days (pcs.)	96.2757 CHF (0)
Ø price 250 days   Ø volume 250 days (pcs.)	90.1489 CHF (0)
YTD High   date	101.1556 CHF (2024/09/02)
YTD Low   date	81.6387 CHF (2024/01/02)
52 Weeks High   date	101.1556 CHF (2024/09/02)
52 Weeks Low   date	80.3364 CHF (2023/11/16)

### Recent Research

on underlying	on sector	on market	
Date		Headline	Download
2024/09/27		Global Equity Ratings	
2024/09/11		Global Equity Ratings	
2024/09/05		Global Equity Ratings	
2024/08/12		Global Equity Ratings	
2024/07/24		Global Equity Ratings	